


DEPARTMENT OF Surgery Newsletter

Spring | Summer 2016



Chair's Column

DR. WILLIAM WALL (SECOND FROM LEFT) RECEIVES THE JAMES H. GRAHAM AWARD AT THE ROYAL COLLEGE OF PHYSICIANS AND SURGEONS OF CANADA 2015 CONVOCATION CEREMONY. PHOTO CREDIT: THE ROYAL COLLEGE OF PHYSICIANS AND SURGEONS OF CANADA

Summer is often the time we think about spending more time outdoors and a bit of well-earned time away from our work responsibilities. In the Department of Surgery, this summer will be a time of growth – not in the garden – but in building our communications and research strategies. Our Research Committee has done a stellar job preparing for this year's Research Day; and our Committee, capably led by Dr. Alp Sener, is in the process of finalizing a strategic plan for research to guide our investment and academic productivity for the short and long term.

We are also working with Schulich Communications on formalizing our Communications strategy for the Department. Not only will this better recognize and celebrate individual and collective achievements in a

timely fashion; it will be a key method for building relationships with our stakeholders locally, nationally, and internationally. Our plan includes quarterly newsletters; a bi-weekly web-cast; and frequent website updates. In addition to our current content, print and web publications will feature in-depth stories on Divisions and Committees as well as spot-light features on faculty, trainees, and alumni. There will also be grant and award deadline reminders;



notices on upcoming seminars offered by Schulich, Western, and the Hospitals; and feature articles on practical topics of interest.

I would like to encourage everyone to take a moment and send in any news or announcements you would like circulated in these venues. It only takes a moment of your time to have a wide-reaching and positive impact as we share all the incredible initiatives underway in the Department.

I would like to wish all of you a happy and safe summer.

Sincerely,

Emil H. Schemitsch, MD, FRCS
Chair/Chief of Surgery
Richard Ivey Professor
Schulich School of Medicine & Dentistry
Western University

Surgery News

DR. JEREMY BURTON AND DR. HASSAN RAZVI: RECIPIENTS OF A US DEPARTMENT OF DEFENSE RESEARCH GRANT TO STUDY NOVEL BIOMATERIALS FOR URINARY CATHETERS

DRS. JEREMY BURTON AND HASSAN RAZVI WITH THE TEAM AT THE LAB



Urinary catheters and stents are indispensable, commonly used devices used in medicine and surgery, but plagued by the risks of promoting encrustation and urinary infection.

The Division of Urology at Schulich Medicine & Dentistry, Western University has had a long-standing interest in the development of novel biomaterials to overcome the limitations of current devices. With the recent receipt of a United States Department of Defense Research Grant of \$426,087 USD Dr. Jeremy Burton, the Burnett Research Chair in Urological Sciences, and Dr. Hassan Razvi Professor and Chair/Chief of Urology hope to explore a novel technology capable of allowing the manufacture of urinary catheters with unique bactericidal properties.

Working with the technology firm Iasis Molecular Sciences and Novion Technologies in Spokane, Washington, the grant will be applied to in vivo testing of the new devices in preparation for eventual clinical trial evaluation.

CONGRATULATIONS TO DRS. MURIEL BRACKSTONE AND MICHAEL OTT ON RECEIVING THEIR DEGREES

Dr. Muriel Brackstone, Associate Professor, Division of General Surgery, received her PhD, after successfully defending her thesis, "A phase II clinical trial of concurrent neoadjuvant chemotherapy and radiotherapy in locally advanced breast cancer."

Dr. Michael Ott, Associate Professor, Division of General Surgery, received his Master of Health Professions Education (MHPE) degree from the University of Illinois, Chicago. The topic of his thesis was "Resident hesitation in the operating room: Uncertainty in the context of the principle of progress."



DR. NICHOLAS POWER RECEIVES PROVINCIAL INNOVATION AWARD

Congratulations to Dr. Nicholas Power, Assistant Professor, Division of Urology, on being awarded a Provincial Innovation Award from the Academic Medical Organization of Southwestern Ontario (AMOSO) Innovation Fund Provincial Oversight Committee (IFPOC).

Dr. Power received this award for his research project in the category of Cancer Care & Mental Health: "Predicting Drug Resistance in Metastatic Renal Cell Carcinoma: Individualizing Targeted Therapy by Xenografting Patient Tumors into Chick Embryos."

Dr. Power will be invited to participate in this year's Provincial Innovation Fund Showcase Conference.

**DR. NICHOLAS POWER AND DR. JOHN SANGSTER,
CHAIR OF THE AMOSO GOVERNING COMMITTEE**



Congratulations to Dr. John Denstedt, Professor, Division of Urology, on being the first recipient of the newly named Kathy Burrill Leadership in Mission Award, one of two President's Awards for Leadership. The Kathy Burrill Leadership in Mission Award celebrates

efforts to exemplify and advance St. Joseph's roles and values as a Catholic, academic and community-oriented health care provider. Recipients are effective change agents and forward-thinkers – the type of leader others want to follow or work with in partnership.



Congratulations to Dr. Douglas Ross, Professor and Chair/Chief, Division of Plastic & Reconstructive Surgery, on being awarded a Schulich Excellence in Education Award for Graduate/

Postgraduate Education - Distinguished Leader.

Dr. Ross received his award at this year's Schulich School of Medicine & Dentistry Awards of Excellence Celebration held on Thursday, May 19 at The Great Hall, Somerville House, Western University. For a complete list of this year's recipients, please visit the event page at: schulich.uwo.ca.

Surgery News

COLORECTAL SURGERY TEAM PERFORMS CANADIAN FIRST



Dr. Nawar Alkhamesi, Assistant Professor, Division of General Surgery, and the colorectal surgery team at London Health Sciences Centre (LHSC) performed the first robotic ventral rectopexy in Canada to treat a condition called obstructive defecation syndrome (ODS).

Patients with ODS have experienced a physiological change that creates an empty space beside the rectum which can shift and physically block the emptying of the bowel. If straight-forward treatments like exercise, dietary changes and laxatives fail to remedy the situation, patients are then referred for surgery which can require up to a week in hospital to recover.

However, using LHSC's da Vinci robot, colorectal surgeon Dr. Nawar Alkhamesi and his team were able to robotically insert a mesh into the empty space so that there is no longer room for the rectum to prolapse. Using this much less invasive robotic approach, patients can expect just one overnight stay in hospital.

"Patients see immediate results following this surgery," said Dr. Alkhamesi. "The mesh will eventually be absorbed by natural fibrous tissue which then holds the rectum permanently in its normal position."

People experiencing symptoms of ODS are encouraged to speak with their physician. Dr. Alkhamesi notes that symptoms in roughly 30 per cent of cases referred to him end up being caused by a cancerous growth that are best treated with early detection.

Source: Corporate Communications and Public Relations. LHSC announces Canadian surgical first to treat obstructive defecation syndrome. April 12, 2016. lhsc.on.ca

DR. ROBERTO HERNANDEZ-ALEJANDRO RECEIVES PRESIDENT'S AWARD FOR INNOVATION

Congratulations to Dr. Roberto Hernandez-Alejandro, Associate Professor, Division of General Surgery, on receiving the London Health Sciences Centre President's Award for Innovation.

Dr. Hernandez-Alejandro received the award in recognition of his pioneering efforts with the innovative ALPPS (Associated Liver Partition and Portal Vein Ligation for Staged Hepatectomy) procedure.

Full details on the President's Awards, recipient bios and video remarks are available on the LHSC website.

Source: Corporate Communications and Public relations. President's Award Program recognizes the extraordinary people at LHSC. December 11, 2015. lhsc.on.ca

DR. ROBERTO HERNANDEZ-ALEJANDRO WITH MURRAY GLENDINING, PRESIDENT AND CEO OF LONDON HEALTH SCIENCES CENTRE (LHSC)




ABERRANT GLYCOFORMS AS MEDIATORS OF BREAST CANCER PROGRESSION AND AS A POTENTIAL BIOMARKER FOR RISK STRATIFICATION

Congratulations to Drs. Hon Leong, Ann Chambers, and Karla Williams on receiving the breast cancer research program breakthrough award from the US Department of Defense. The team will receive \$600,000 toward their research project, described below by Dr. Leong.

Breast cancer is the leading cause of cancer related deaths in women worldwide. In North America, it is estimated that over 250,000 women will be diagnosed with breast cancer and more than 45,000 women will die from the disease this year. Metastasis, which is the spread of cancer cells from a primary tumour to other areas in the body, remains the main cause of patient related death, due to organ damage caused by the growing metastases. Many aspects of metastasis are still not well defined and the ability to identify patients at high risk for cancer recurrence is limited. Consequently, all patients are treated with toxic chemotherapies, even those with non-metastatic cancer, so that the number of fatalities can be minimized. A test that can discriminate between patients with metastatic and indolent (nonaggressive) disease is greatly needed.

The Leong Cancer Research Lab has identified an aberrant glycoform, a sugar, on the surface of aggressive breast cancer cells. In healthy individuals this sugar acts like a non-stick coating, allowing cells to move around the body which is important for cells of the immune system as they need to migrate towards the site of an infection. However, it is equally important that cells in tissues such as breast do not contain this sugar and remain attached to adjacent cells. The team has discovered that this sugar can be found on breast cancer cells and on small cancer cell fragments, called microparticles which



are present in the bloodstream. Initial data has led to the hypothesis that an investigation to uncover its role in metastasis will reveal potential targets for treatment of aggressive breast cancer. Additionally, its presence on breast cancer cell fragments in the blood could be used to determine the aggressiveness of a patient's cancer. This research will help to understand how breast cancer cells metastasize causing life threatening metastases, allowing the opportunity to distinguish aggressive and indolent disease.

This research will not end the genesis of breast cancer but it will make powerful strides toward ending metastasis, the most significant cause of breast cancer-associated mortality. It will also result in the identification of people at very low risk for metastatic disease, allowing for them to bypass the harsh effect toxic chemotherapy treatments.

SURGICAL EDUCATION AND THE OPERATING ROOM

Dr. Chris Vinden, Professor, Division of General Surgery, spoke to CBC News about his study, "Teaching surgery takes time: the impact of surgical education on the operating room" recently published in the *Canadian Journal of Surgery*.

Records for adults across the province who had 14 common surgical procedures from 2002 to 2012 were examined by Dr. Vinden and his colleagues. They found that procedures performed at teaching hospitals took 22 per cent longer

on average than at non-teaching hospitals.

"The magnitude of this increase is large enough to potentially affect direct and indirect costs, institution and surgeon efficiency, and possibly impact surgical outcomes," concluded the authors.

The study also showed that elective hip and knee replacements took only seven to nine per cent longer, leading the authors to suggest that the dedicated arthroplasty teams who work in specialized rooms could

help explain the difference.

"The two most common procedures that general surgeons do are hernias and then gall bladders," Dr. Vinden explained to CBC News. "We could certainly maybe have days when we do all the hernias in a row and then another day where we do a whole bunch of elective gall bladders in a row and I suspect that we'd see efficiencies."

Source: CBC News. Surgeries at teaching hospitals take 22% longer, Canadian study finds. Mar 31, 2016. cbc.ca

Surgery News

DR. SARAH JONES AND DR. PATRICK MURPHY WERE FEATURED ON CTV NATIONAL NEWS



Dr. Sarah Jones, Associate Professor, Divisions of General Surgery and Paediatric Surgery, and Dr. Patrick Murphy, PGY3 General Surgery, were featured on CTV National News for their ICES gallbladder study.

The study, looked at patients province wide younger than the age of 18 who underwent a cholecystectomy between 1993 and 2012. The researchers found a 62 per cent rise in incidences between 1993 to 1996 and 2009 to 2012. That's an increase of 8.8 cases per 100,000 to 13. "So it's a very broad range, actually, which is surprising and that also something that's very alarming because we are seeing patients as young as eight who have gallstones," said Dr. Jones.

Typically considered an "adult disease," a rise in incidences of gallbladder removal surgeries in children has Dr. Jones very concerned. "We always thought this was a disease of older patients, and we tended to associate it with patients who were obese, had unhealthy lifestyles and who didn't exercise. But we're seeing this in children, so I think this reflects a possible problem that we're running into that our children are not as healthy as we think they are."

Similar studies have been performed in the United States and United Kingdom Dr. Jones added that there is little information on the long-term effects of gallbladder removal. "I worry because this is what we are doing to our children and they are our future ... we are putting them through an operation (and) we are leaving them with potential consequence," she said. "And it is alluding to the fact that our pediatric world is not as healthy as it should be, certainly in Canada." Full report available on ctvnews.ca.


Source: CTV News. 'It's alarming': Study finds increased number of children with gallstones. Mar 14, 2016. ctvnews.ca/health/health-headlines/it-s-alarming-study-finds-increased-number-of-children-with-gallstones-1.2817133

DR. TIMOTHY CAREY TALKS ABOUT SCOLIOSIS TREATMENT FOR INSIDELHSC

Dr. Timothy Carey, Associate Professor, Division of Paediatric Surgery, is featured in the Summer 2016 issue of *InsideLHSC*.

Dr. Carey discusses scoliosis treatment, such as bracing, at LHSC's scoliosis clinic in a video for London Health Sciences Centre. Bracing can be successful in stopping the progression of the curve while scoliosis patients go through growth spurts, delaying the need for surgery, or preventing the need for surgery altogether. Dr. Carey runs the clinic with Dr. Parham Rasoulinejad, Assistant Professor, Division of Orthopaedic Surgery at Victoria Hospital. The clinic sees children with spinal deformities from the entire southwestern Ontario region.

The video is available on the Department of Surgery website (schulich.uwo.ca/surgery) and the Division of Paediatric Surgery website (schulich.uwo.ca/paediatricsurgery).



DR. SAYRA CRISTANCHO RECEIVES CANADIAN CITIZENSHIP

Congratulations to Dr. Sayra Cristancho on becoming a Canadian Citizen in June 2016.

Dr. Sayra Cristancho, Scientist and Assistant Professor, was appointed to the Department of Surgery in September 2010. She is a member of the Centre for Education Research & Innovation (CERI) at the Schulich School of Medicine & Dentistry, Western University, and holds a cross-appointment in the Department of Medical Biophysics.

Dr. Cristancho completed a Master's Degree in Electrical Engineering at the Universidad de Los Andes, Bogota, Colombia; followed by a PhD in Mechanical Engineering at the University of British Columbia. Her dissertation focused on Quantitative Modeling and Assessment of Surgical Motor Actions in Minimally Invasive Surgery.

Dr. Cristancho's research program at CERI is working toward improving surgical training so that teaching is based not only on knowing what technical skills to perfect but also on understanding what situational factors influence surgical judgment and how surgeons negotiate them in order to work through unexpected events in the complex systems of the operating room.



CANADIAN FIRST FOR THE HEART TEAM AT LONDON HEALTH SCIENCES CENTRE

The heart team at London Health Sciences Centre (LHSC) performed Canada's first transcaval transcatheter aortic valve implantation (TAVI).

Available to very select and complex patients whose arterial vessels are inaccessible due to calcified and narrowed arteries, this new surgical technique restores normal blood flow through the heart and the rest of the body and reduces paravalvular leakage around the valve.

Dr. Michael Chu, Associate Professor, Division of Cardiac Surgery, Dr. Luc Dubois, Assistant Professor, Division of Vascular Surgery, and Dr. Bob Kiaii, Professor, Chair/Chief, Division of Cardiac Surgery, performed the procedure with Drs. Rodrigo Bagur, Pantelis Diamantouros, Patrick Teeffy, and Dan Bainbridge in March 2016.

The transcaval TAVI approach allows access to the diseased aortic



LHSC'S HEART TEAM, FROM LEFT, DRS. BOB KIAII, PANTELIS DIAMANTOUROS, RODRIGO BAGUR, MICHAEL CHU, PATRICK TEEFY, AASHISH GOELA, IAN CHAN, DANIEL BAINBRIDGE, AND VINCENZO GIAMBRUNO.

PHOTO CREDIT: LHSC CORPORATE COMMUNICATIONS AND PUBLIC AFFAIRS

valve through the femoral vein by creating a temporary passage from the veins to the aorta.

The collapsed replacement valve is moved through the vein and inferior vena cava and then crossed over into the abdominal aorta where it is guided to the aortic valve. Contrast-enhanced CT scans are taken before the procedure to assess patient's suitability for this procedure and help guide the surgeon's path

through the patient's anatomy. For patients with severe heart disease, this new surgical technique provides them with a new alternative. For the full story, please visit the LHSC website at: lhsc.on.ca.

Source: LHSC Corporate Communications and Public Affairs. "LHSC first in Canada to perform new approach for aortic valve implantation". June 6, 2016. lhsc.on.ca/About-Us/LHSC/Media_Room

Research News

FALCONS FORTUNES PITCH COMPETITION RESULTS



JOHN MATHESON (INNOVATION FELLOW, WESTERN UNIVERSITY), MOHAMMAD ALI TAVALLAEI (INNOVATION FELLOW), JEFF COURTNEY (CHIEF COMMERCIAL OFFICER, FACIT), NICHOLAS POWER, AND ASHA PAREKH (INNOVATION FELLOW)

Congratulations to Drs. Nicholas Power, John Matheson, Mohammad Tavallaei, and Asha Parekh on winning the Falcons Fortunes Pitch Competition held by the Fight Against Cancer Innovation Trust (FACIT).

Dr. Power, Assistant Professor, Division of Urology, and Drs. Matheson, Tavallaei, and Parekh, who are part of the medical innovation fellowship at Western University, are the recipients of the inaugural Ernsting Entrepreneurship Award for \$50,000 in Catalyst Funding.

The team's pitch, "MY-osto-ME" centred on an economical port, bag and belt system for urostomy patients. The team hopes the product will reduce the rate of complications experienced by patients, facilitate application, reduce any social stigma they may face, and overall improve their quality of life. Dr. Power also received the Audience Choice Award for Best Pitch.

FACIT's mandate is to foster an effective and collaborative approach to the commercialization of cancer-related innovations arising from research in Ontario, helping to transform ground-breaking cancer-related research and innovation in Ontario into viable commercial opportunities that benefit patients, researchers, investors and Ontario's economy (<https://facit.ca>). For more information on FACIT and the organization's programs, please visit facit.ca.

FUNDING COMPETITION RESULTS

Congratulations to all faculty members and residents whose research applications were approved and funded:

CIHR

Dr. Graham King, Professor, "The Biomechanical Assessment and Optimization of Minimally Invasive Implants for the Elbow and Shoulder" \$60,644

Dr. Hon Leong, Assistant Professor, Affiliated Institute Scientist, "Development of Novel Drosophila Melanogaster Models for Human Nephrolithiasis" \$495,000

DEPARTMENT OF SURGERY INTERNAL RESEARCH FUND

Dr. Hassan Razvi, Professor, "Biomarkers of Kidney Injury in a Urological Population" \$20,000

Dr. Muriel Brackstone, Associate Professor, "Single Dose Perioperative Radiation in Early Breast Cancer - Phase II Pilot" \$20,000

Dr. Alp Sener, Assistant Professor, "The protective Role of a Novel Mitochondria Targeted Hydrogent Sulfide Donor Molecule against Ischemia Reperfusion Injury in a Murine Model of Donation After Cardiac Death Renal Transplantation" \$20,000

Dr. Micheal Chu, Associate Professor, "A Randomized Controlled Trial of Axillary Vs. Innominate Artery Cannulation for Antegrade Cerebral Protection in Aortic Surgery: The ACE Randomized Trial" \$20,000

Dr. Jonathan Izawa, Associate Professor, "Neoadjuvant Metformin and Simvastatin in Invasive Bladder Cancer" \$20,000

Dr. Patrick Colquhoun, Associate Professor, "Next Generation Blood Test for Colorectal Cancer Patient Monitoring and Clinical Follow Up" \$20,000

Dr. Patrick Luke, Professor, "Targeting Toll-Like Receptor 4 (TLR4) Signalling to Ameliorate Kidney and Ischemia-Reperfusion Injury (IRI)" \$20,000

Dr. JulieAnn Van Koughnett, Assistant Professor, "Intestinal Ischemia and Abdominal Emergencies After Cardiac Surgery in Ontario - Prevalence, Severity and Clinical Outcomes" \$10,000

Dr. Jacob Matz, PGY3 Orthopaedic Surgery, Supervisor: **Dr. Brent Lanting**, Assistant Professor, "Does Overstuffing the Patellofemoral Joint Lead to Adverse Outcomes in Total Knee Arthroplasty" \$5,000

Dr. Chris Tarola, PGY3, Cardiac Surgery, Supervisor: Dr. Dave Nagpal, Assistant Professor, "Risk Prediction of All-Cause Mortality for Post Cardiotomy ECMO" \$5,000

Dr. Alan Getgood, Assistant Professor, "Randomized Clinical Trial Examining the Stimulation of Endogenous Repair Following Anterior Cruciate Ligament Reconstruction (SERFAR)" \$12,500

Dr. Blayne Welk, Assistant Professor, "5 Alpha Reductase Inhibitors and the Risk of Suicide and Depression" \$10,000

Dr. Aaron Grant, Assistant Professor, "Teaching Styles and Striving for 'Excellence' in Surgical Education" \$12,500

Dr. Edward Vasarhelyi, Assistant Professor, "Development of an Animal Model to Study Periprosthetic Joint

Infections" \$12,500

Dr. Nicholas Power, Assistant Professor, "Genomic Analysis of Renal Cell Carcinoma Patient Derived Xenografts to Elucidate Potential Genetic Biomarkers of Resistance to Targeted Therapy" \$12,500

THE MASONIC FOUNDATION OF ONTARIO

Dr. Hon Leong, Assistant Professor, Affiliated Institute Scientist, and

Dr. Joseph Chin, Professor, "Bone-specific Drug Delivery for Advanced Prostate Cancer Patients" \$25,000

WESTERN UNIVERSITY SURGICAL ONCOLOGY DIVISION

Dr. Eric Frechette, Assistant Professor, "ICES Faculty Scholar Program Fellow" \$45,000

DEPUY SYNTHES

Dr. Alan Getgood, Assistant Professor, "Pilot Study of a Novel Suture Material in an Ovine Patella Tendon Repair Model" \$138,691

ONTARIO RESEARCH FUND

Dr. David Holdsworth, Professor, "Development of Novel Therapies for Bone and Joint Diseases" \$3,300,000

UNIVERSITY OF WESTERN ONTARIO STRATEGIC SUPPORT FOR RESEARCH ACCELERATOR SUCCESS

Dr. Lakshman Gunaratnam, Assistant Professor, cross-appointed to the Department of Surgery, "The Role of Kidney Injury Molecule-1 in Acute Kidney Injury and Renal Transplantation" \$50,000

(Cont'd on next page)

Research News

LONDON REGIONAL CANCER PROGRAM CATALYST GRANTS COMPETITION

Dr. Roberto Hernandez-Alejandro, Associate Professor, "ALPPS Translational Study - A Single Arm Pilot" \$27,462

ARTHRITIS SOCIETY

Dr. Matthew Teeter, Assistant Professor, Affiliated Institute Scientist, "Performance of Sensor-based Measurements for Evaluating Joint Motion and Function" \$325,000

LAWSON HEALTH RESEARCH INSTITUTE (LHRI) INTERNAL RESEARCH FUND

Dr. Jonathan Izawa, Associate Professor, "A Window of Opportunity Study to Evaluate the Role of the Combination of Metformin and Simvastatin as a Neoadjuvant Therapy in Invasive Bladder Cancer" \$20,000

Dr. Kelly Vogt, Assistant Professor, "A Pilot Study Towards a National Prospective Acute Care Surgery Database" \$14,163

LHRI STRATEGIC RESEARCH FUND

Dr. Alp Sener, Assistant Professor, "Imaging Inflammation to Predict Kidney Function Prior to Transplantation" \$50,000

CANADIAN UROLOGIC ONCOLOGY GROUP

Dr. Jonathan Izawa, Associate Professor, "Achieving the Oligometastatic State in End-Stage Prostate Cancer by Pharmacologic and Genetic Manipulation of Invadopodia Formed by Tumor Cells" \$50,000

THE ARTHRITIS SOCIETY 2015 YOUNG INVESTIGATOR OPENING GRANT COMPETITION

Dr. Matthew Teeter, Assistant Professor, Affiliated Institute Scientist, "Performance of Sensor-based Measurements for Evaluating Joint Motion and Function" \$325,000

DEPARTMENT OF SURGERY RESIDENT RESEARCH GRANT

Dr. Brent Lanting, Assistant Professor, and **Dr. J. Matz**, PGY3 Orthopaedic Surgery, "Does Overstuffing the Patellofemoral Joint Lead to Adverse Outcomes in Total Knee Arthroplasty" \$5,000

ST. JOSEPH'S HEALTH CARE FOUNDATION

Dr. Stephen Pautler, Associate Professor, "Biomarkers of Kidney Injury in a Urological Population", \$24,267

AMOSO

Dr. Andreana Bütter, Associate Professor, "A Multicentre, Randomized Controlled Trial Comparing Appendectomy versus Non-Operative Treatment for Acute Non-Perforated Appendicitis in Children (APPY trial)" \$116,500

Dr. Stephen Pautler, Associate Professor, "Liquid Biopsies for Improved Prostate Cancer Risk Stratification and Patient Monitoring" \$246,920

Dr. Blayne Welk, Assistant Professor, "The Clinical Health Informatics Program (CHIP) at ICES Western" \$113,650

SCHULICH RESEARCH OPPORTUNITIES PROGRAM

Dr. Alp Sener, Assistant Professor, "Outcomes of Kidney/Pancreas Transplantation From Donors After Cardiac Death: Does Donor Age Matter?" \$5,000

COLLABORATIVE RESEARCH SEED GRANT (CRSG)

Dr. Alp Sener, Assistant Professor, "Activation of the Histone Deacetylase 8 Prevents the Ischemia/Reperfusion-induced Cell Death and Immune Activation Associated with Kidney Transplantation" \$50,000

AMERICAN UROLOGICAL ASSOCIATION (AUA) DATA SERVICES GRANT

Dr. Blayne Welk, Assistant Professor, "The Impact of the Choosing Wisely Urology Campaign on Medical Care in the United States and Canada" \$25,000

WESTERN UNIVERSITY SUMMER RESEARCH TRAINING PROGRAM

Dr. Alp Sener, Assistant Professor, "The Effect of Histone Deacetylase 8 on Ischemia/Reperfusion Injury Induced Kidney Cell Death and Renal Transplantation" \$5,000

KIDNEY FOUNDATION OF CANADA

Dr. Hassan Razvi, Professor, and **Dr. Hon Leong**, Assistant Professor, Affiliated Institute Scientist, "The development of drosophila melanogaster models for human nephrolithiasis", \$150,000

INAUGURAL PAEDIATRIC SURGERY RESEARCH DAY

The first annual Paediatric Surgery Research Day took place on February 1, 2016 at the Ivey Spencer Leadership Centre in London, Ontario.

The event was well attended and comprised of 33 participants, including, paediatric surgeons, paediatric anesthesiologists, residents, medical students, nurses, and research staff.

The program included excellent research presentations in many areas of paediatric surgery, including; Ophthalmology, Plastic Surgery, General Surgery, Orthopaedic Surgery, Otolaryngology, and Urology.

The presentation from Dr. Gopakumar Nair, Paediatric Anesthesiologist, on future collaborative research activities opportunities with the Division of Paediatric Surgery and Paediatric Anesthesia initiated an engaged round-table discussion and enthusiasm from paediatric surgeons and residents to participate in the research projects.

Guest speaker Dr. Michael Rieder, who is highly regarded in the field of Paediatric Clinical Pharmacology, provided an outstanding presentation on post-operative pain management, and delivered up-to date information around managing pain in children and current best practices. Dr. Rieder's presentation provided the perfect platform for a great discussion with participations from all specialities. A complete list of presentations and links to abstracts is available on the Division of Paediatric Surgery website at: www.schulich.uwo.ca/paediatricsurgery

AWARD WINNERS

BEST RESIDENT RESEARCH PRESENTATION

Dr. Emily Liu, PGY4, Division of Plastic & Reconstructive Surgery, "Recovery and complications after iliac crest bone harvest for alveolar cleft bone grafting."

BEST OVERALL PRESENTATION

Dr. Supriya Singh, PGY2, Division of Orthopaedic Surgery, "Evaluation of primary caregivers' perceptions on home trampoline use."

PGE AWARDS COMMITTEE TRAVEL AWARDS

Dr. Sarah Knowles, PGY5, General Surgery, \$1,360, Canadian Association of General Surgeons 2015 Meeting. Poster Presentation: "Mislabeling study designs as case-control in surgical literature."

Dr. Esther Lau, PGY2, General Surgery, \$1,300, Canadian Association of General Surgeons 2015 Meeting. Podium Presentation: "Effect of surgical wait time on oncological outcomes in pancreatic and periampullary cancer."

Dr. Patrick Murphy, PGY3, General Surgery, \$950, Canadian Association of Paediatric Surgeons 2015 Meeting. Podium Presentation: "The increasing incidence of gallbladder disease in children: A 20-year perspective." Canadian Association of General Surgeons 2015 Meeting. Poster Presentation: "The impact of health-care contact and invasive procedures on Staphylococcus aureus bacteremia: A 5-year retrospective cohort study."

Dr. Jessica Coffey, PGY3, General Surgery, \$1000 (US), International Liver Transplantation Society 2016 Congress. Abstract Submission: "Functional warm ischemia in DCD liver transplantation, an international multicentre experience."

GENERAL SURGERY RESIDENT RESEARCH DAY AWARDS

Dr. Jeff Hawel, PGY5, General Surgery, for Best Senior Presentation, "Synoptic versus free-form CT reporting for determination of resectability in perampullary malignancy."

Dr. Ally Isti, PGY1, General Surgery, for Best Junior Presentation, "Evaluation of chemotherapeutic regimens in 3D tissue culture of pancreatic adenocarcinoma."

ONTARIO GRADUATE SCHOLARSHIP

Dr. Shane Smith, PGY2, General Surgery, was selected to receive one of five Schulich Recruitment OGS awards for incoming graduate students, as he enrolls in the MSc in Surgery program.

This award has a total value of \$20,000 and is comprised of a \$15,000 Ontario Graduate Scholarship and \$5000 of additional funding from his home program.

O-ARM COMING TO PAEDIATRIC ORTHOPAEDICS OPERATING ROOM

The O-arm Surgical Imaging System will bring CT-like capability to the operating room for paediatric orthopaedic surgery this July.

Designed for use in spine, orthopaedic, and trauma-related surgeries, the O-arm Surgical Imaging System provides up-to-date, intra-operative imaging. The images are of high quality and provide a large field-of-view in both 2D and 3D, improving visualization for completing complex procedures.

The purchase of the equipment was made possible through the support of donors to the Children's Health Foundation.



The Western Surgery Newsletter is produced by:

The Department of Surgery
Room E3-117
Schulich School of Medicine &
Dentistry, Western University
St. Joseph's Health Care London
268 Grosvenor Street
London, ON N6A 4V2

📞 519.663.3349

📠 519.646.6347

💻 schulich.uwo.ca/surgery

All members of the Department are invited to submit story ideas, articles, photos, or comments for the summer issue. Please send them to: Dinah.Frank@lhsc.on.ca, or call 519.633.3349 ext. 32361

Moving? Know someone else who would like to receive this newsletter? Please let us know.

If you require information in an alternate format to make this publication accessible, please let us know.

The Department of Surgery is committed to your privacy. We do not rent, sell, or trade our mailing lists. If you no longer wish to receive this publication, please let us know.