

DEPARTMENT OF Surgery Newsletter

Spring | Summer 2014

“The Department of Surgery continues to exemplify the highest performance in clinical care and academic medicine.”



DR. NEIL PARRY, DIRECTOR OF TRAUMA, LHSC,
ASSOCIATE PROFESSOR OF SURGERY

Chair's Column

I am pleased to provide the spring 2014 newsletter to members, colleagues, and friends of the Department of Surgery, Western University.

The Department of Surgery continues to exemplify the highest performance in clinical care and academic medicine including teaching and research. This is also a time of transition in the Department with numerous leadership changes in key positions across the Department as well as a number of new recruits joining the Department this summer and fall. The foundation that has been built over the last decade has provided a superb clinical academic faculty base; assuring excellent succession planning as we transition some of our leadership roles in an organized and thoughtful way and integrate new

members into the Department. I would like to thank all of those who have held various leadership positions in the Department over the last several years and have contributed time, dedication, and energy to advancing the Department. I would also like to welcome our newest members to Department of Surgery and wish each of you success as you embark on a productive



and enjoyable career with the support of your colleagues here in London.

I wish everyone all the best over the course of the summer as we look forward to the beginning of a new academic year and further development and success in the Department in 2014-15.

Sincerely,

John D. Denstedt, MD, FRCS, FACS, FCAHS
Richard Ivey Professor & Chair/Chief,
Department of Surgery
Special Advisor to the Dean, Globalization,
Internationalization & Simulation
Schulich School of Medicine & Dentistry
Western University

Surgery News

DR. ANDREANA BÜTTER APPOINTED ASSOCIATE DIRECTOR OF SURGICAL EDUCATION - UGE



Dr. Andreana Bütter has been appointed to the role of Associate Director of Surgical Education – UGE effective July 1, 2014 to June 30, 2017. Reporting to the Chair of the Department of Surgery, this is a key leadership role to oversee undergraduate education activities in the Department, including the surgical clerkship. Most recently led by Dr. Brian Taylor, the surgical clerkship at Schulich School of Medicine & Dentistry, Western University, is known as one of the best in the country.

Dr. Bütter completed medical school at the University of Ottawa and a general surgery residency at Western. During her residency training, she spent a year conducting research at McGill (Montreal Children's Hospital) in pediatric surgery; specifically in the area of fetal surgery and congenital diaphragmatic hernia. She obtained a Master of Science degree from McGill University in 2001. Upon completing her general surgery residency, she returned to Montreal for a pediatric surgery fellowship at Sainte Justine Hospital, which she finished in June 2005. She joined the staff at LHSC in September 2005, as an Assistant Professor in the Department of Surgery and was promoted to Associate Professor in July 2012.

Dr. Bütter has consistently won Teaching Awards by the University Students' Council (Undergraduate Honor Roll Certificate, Award of Excellence) between 2006 and 2012. She has been a member on a number of professional associations and administrative committees since 1998 and is currently Director of the Surgical Clerkship at Victoria Hospital.

Congratulations to Dr. Bütter on her appointment to this key leadership role in the Department of Surgery.


DR. DOUGLAS ROSS RE-APPOINTED CHAIR/CHIEF OF THE DIVISION OF PLASTIC & RECONSTRUCTIVE SURGERY

Congratulations to Dr. Doug Ross on being reappointed Chair/Chief of the Division of Plastic and Reconstructive Surgery until July 1, 2016.

Dr. Ross completed his MD at UBC, followed by postgraduate plastic surgical training at the University of Toronto. He completed fellowships in Toronto and in Louisville, Kentucky. Dr. Ross also holds a MEd from the Ontario Institute for Studies in Education at the University of Toronto.

Dr. Ross joined the Department of Surgery at Schulich School of Medicine & Dentistry, Western University in 1992 and was promoted to Associate Professor in 2002 and Professor in 2010. He was one of the first surgeons to join the world-renowned Roth McFarlane Hand and Upper Limb Centre. His academic and clinical interests include surgical education, reconstructive microsurgery and peripheral nerve surgery.

**DR. DOUGLAS ROSS,
PROFESSOR OF SURGERY**



DR. STEVEN MACDONALD APPOINTED CHAIR/CHIEF, DIVISION OF ORTHOPAEDIC SURGERY AND J.C. KENNEDY CHAIR IN ORTHOPAEDIC SURGERY

Congratulations to Dr. Steven MacDonald on his appointment as Chair/Chief, Division of Orthopaedic Surgery, and as the inaugural J.C. Kennedy Chair in Orthopaedic Surgery. The five-year term is effective May 1.

Dr. MacDonald completed medical school at the University of Toronto and residency at Schulich School of Medicine & Dentistry, Western University, followed by fellowships in Adult Joint Reconstructive Surgery here in London and in Chicago, Illinois, as well as in Adult Hip Reconstructive Surgery in Bern, Switzerland. He joined the Department of Surgery in 1996 as an Assistant Professor and was promoted to Associate Professor in 2002, and again to full Professor in 2008.

Dr. MacDonald has served as the Site Chief of Surgery at University Hospital, London Health Sciences Centre since 2005; and as Site Chief of Orthopaedic Surgery at University Hospital since 2001. Nationally and internationally known for his research



**DR. STEVEN
MACDONALD,
PROFESSOR OF
SURGERY**

in hip and knee surgery, he has published over 150 articles and book chapters in the peer-reviewed literature and has presented his research over 350 times at meetings around the globe. Dr. MacDonald has received many prestigious awards and currently holds several leadership positions in various national and international professional societies.

DR. DOUGLAS NAUDIE APPOINTED SITE CHIEF OF SURGERY, UH

Congratulations to Dr. Douglas Naudie on his appointment to Site Chief of Surgery at University Hospital, London Health Sciences Centre and the Department of Surgery, Schulich School of Medicine & Dentistry, Western University effective July 1, 2014 until June 30, 2017.

Dr. Naudie has been a member of the adult reconstructive faculty at Schulich Medicine & Dentistry since 2004. He received his medical training at McGill University in Montreal, Quebec, and completed his orthopaedic residency training at Schulich Medicine & Dentistry.

Following completion of his training, Dr. Naudie pursued fellowship training in adult reconstructive surgery in Bern,

Switzerland, Alexandria, Virginia, and Nashville, Tennessee, with an emphasis on young adult hip disorders. He also completed a research fellowship in Goteborg, Sweden, where he investigated advanced techniques of radiostereometric analysis (RSA) to study migration and wear around hip and knee implants.

Dr. Naudie received the Clinician Scientist Award through the Department of Surgery in 2004, and was promoted to Associate Professor in 2011. Dr. Naudie serves as head of the Adult Reconstruction Clinical Teaching Unit at University Hospital. His clinical practice includes primary and revision hip and knee replacement surgery,




**DR. DOUGLAS NAUDIE,
ASSOCIATE PROFESSOR OF
SURGERY**

unicompartmental knee arthroplasty, hip resurfacing, hip osteotomies, and hip arthroscopy. His research interests are primarily in the evaluation of implant fixation and wear with advanced imaging modalities. Dr. Naudie has received many awards related to his teaching and research.

Surgery News

DR. ALP SENER SELECTED AS DIRECTOR FOR UROLOGY RESIDENCY PROGRAM



**DR. ALP SENER,
ASSISTANT PROFESSOR
OF SURGERY**

Dr. Alp Sener will assume the role of Residency Program Director in the Division of Urology, Department of Surgery at Schulich School of Medicine & Dentistry, Western University, effective July 1.

Dr. Sener earned his Biology degree from the University of Texas at Austin in 1994. Upon concluding his undergraduate studies, he obtained his PhD in renal physiology in 1999, followed by his MD in 2002 from the University of Calgary. Subsequently, Dr. Sener completed his Urology residency at Schulich Medicine & Dentistry and became a fellow of the Royal College of Physicians and Surgeons of Canada in 2007.

Dr. Sener spent two years at the University of Maryland Medical Center in Baltimore as the American Society of Transplant Surgeons/Novartis Fellow in Transplantation. While in Maryland, he was trained in kidney and pancreas transplantation by pioneers in the field and completed a research fellowship in transplant immunology.

Dr. Sener joined the Division of Urology in 2009 as an Assistant Professor of Surgery and was appointed as a Schulich Clinician Scientist by the University. Dr. Sener has received several national and international awards, has co-authored more than 90 peer-reviewed articles and abstracts, and has presented at numerous international transplant and urology meetings. Dr. Sener is part of the Multi-organ Transplant Program at London Health Sciences Centre and is the Director of the ASTS certified kidney transplant fellowship program. Dr. Sener is heavily involved in promoting research and education through his roles as the Chair of Surgical Research and Membership on the Undergraduate Education Committee within the Department of Surgery. Congratulations to Dr. Sener on his appointment.

DR. MARIE-EVE LEBEL EARNS MASTER OF HEALTH PROFESSIONS EDUCATION

Congratulations to Dr. Marie-Eve LeBel on receiving her Master of Health Professions Education from the University of Illinois at Chicago. Dr. LeBel successfully defended her thesis, "Contextualization of Simulation-based Training for Basic Arthroscopic Skills" last November.

Joining the Department of Surgery and the Fowler Kennedy Sport Medicine Clinic in 2006, she then joined the Roth McFarlane Hand and Upper Limb Centre in September 2012. Dr. LeBel specializes in the arthroscopic treatment of athletic injuries and disorders of the shoulder. She and her team have developed a force-sensing physical knee simulator for basic knee arthroscopy. Having presented her research in Europe, North America, and South America, Dr. LeBel was awarded the CFBS (Canada-France-Belgium-Switzerland) traveling fellowship through the Canadian Orthopaedic Association, and is one of the first female Canadian CFBS fellows.

**DR. MARIE-EVE LEBEL,
ASSOCIATE PROFESSOR
OF SURGERY**



WESTERN SURGERY CLUB BIENNIAL SYMPOSIUM

The Western Surgery Club Biennial Symposium was held on February 22 at Western University, and brought together interested medical students, residents and faculty in a day-long event.

Participants enjoyed a keynote address by Dr. Ken Harris, Professor Emeritus of the Department of Surgery, and Education Director at the Royal College, as well as a number of panel discussions and hands-on workshops. Dr. Brian Taylor led a well attended "Surgical Clerkship" panel with Dr. John Landau, vascular



**LEFT TO RIGHT:
DR. JOHN LANDAU, VASCULAR SURGERY RESIDENT, WITH
DR. BRIAN TAYLOR, PROFESSOR OF SURGERY**

surgery resident, and fourth year medical students Troy Ng (entering the Plastic Surgery training program at Schulich Medicine & Dentistry in July) and Rob McKeough. Other panel presentations were staged as debates, including a lively back and forth on community vs academic surgery with Dr. Ward Davies and Adjunct Professor, Dr. Rob Black.



**LEFT TO RIGHT:
DR. ADAM POWER, ASSISTANT PROFESSOR OF SURGERY, AND DR.
KEN HARRIS, PROFESSOR EMERITUS OF SURGERY**

DR. WILLIAM WALL HONOURED BY THE DAVID FOSTER FOUNDATION

Dr. Bill Wall, professor of surgery, received the David Foster Foundation's National Medical Achievement Award at the Foundation's annual fundraising event in December. The David Foster Foundation Miracle Concert.

The award is in recognition of his remarkable and pioneering work with transplantation. Dr. Wall's innovative contributions to organ donation and transplantation in Canada include performing some of the earliest successful liver transplants, using the first living liver donors, developing the high school education program One Life...Many Gifts, and creating a Donor Medal which is now given to donor families across the country.

Dr. Wall gave a lovely speech, noting the efforts of the transplant

team at London Health Sciences Centre, "I've been privileged to work with them for almost four decades now, and I can tell you that repeatedly and consistently they work to the point of mental and physical exhaustion. Most of the transplant activities are late at night, during the night after a long day's work and on the weekend. They've performed absolutely marvellously, and everything that we've accomplished, we've accomplished together" said Dr. Wall. "This really and truly has been a team effort."

Dr. Wall also spoke about the need to increase the organ donation rate in Canada. "I'm delighted that the David Foster Foundation has expanded its mandate to increase awareness about the need for organ donation. I have a




**DR. WALL (LEFT)
RECEIVES HIS
AWARD.
PHOTO FROM
LHSC.**

conviction that if we can teach all the young people in this country, our high school students, about the benefits of donation and transplantation then we will accomplish this. We will elevate Canada to the highest level, and thousands of lives will be changed as a result."

More details about the event and the Foundation are available at: davidfosterfoundation.com

Surgery News

DR. ABDEL-RAHMAN LAWENDY SUCCESSFULLY DEFENDS PhD



**DR. ABDEL-RAHMAN LAWENDY,
ASSISTANT PROFESSOR OF SURGERY**

Congratulations to Dr. Abdel-Rahman Lawendy on successfully defending his PhD thesis, "Pathophysiology of Compartment Syndrome". Dr. Lawendy defended his thesis on April 11 and will receive his doctorate from the Department of Medical Biophysics at Western University this fall.

Dr. Lawendy received his medical degree from the Schulich School of Medicine & Dentistry at Western in 2003. At the School, he completed his residency in orthopaedic surgery in 2008, followed by a fellowship in trauma. He then completed an arthroscopy fellowship with Dr. Peter Fowler, in Doha, Qatar. Dr. Lawendy was appointed as Assistant Professor in the Department of Surgery in 2009 and received the H.S. Cameron Award for Teaching Excellence (Surgical and Clinical) in 2010.

Dr. Lawendy is the Associate Graduate Program Chair of the MSc in Surgery program, and Director of the Trauma Research Lab, Centre for Critical Care Illness Research at the Lawson Health Research Institute. He also serves on the University's Internationalization Committee, and the Division of Orthopaedic Surgery's Program Training Committee and Orthopaedic Research Committee.

Dr. Lawendy's current research focus is in describing the pathophysiology of Compartment Syndrome; a traumatic disease that leads to loss of limb or life. His laboratory has established a small animal model to study microvascular changes that occur in this low flow ischemic state. The goal of his research is to implement medical therapies demonstrating efficacy in the reduction of tissue injury.

Dr. Lawendy presently holds grants from the AMOSO Opportunities Fund, the Department of Surgery, and the Lawson Health Research Institute. He has published 13 peer-reviewed journal articles and one book chapter.

INNOVATION LEADS TO SPEEDY RECOVERY

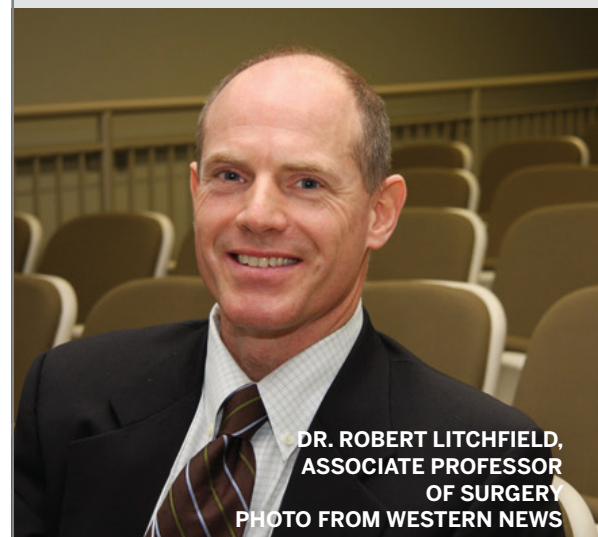
Olympic athlete Kaya Turksi may not have been able to make it to the 2014 Olympic Games in Sochi this past February, were it not for Dr. Robert Litchfield's surgical skills.

Turksi tore her anterior cruciate ligament (ACL) less than six months before leaving for the Games. Normally an ACL tissue graft replacement can take at least a year to fully heal. Dr. Litchfield, medical director of the Fowler Kennedy Sport Medicine Clinic, cut healing time in half using an alternative method.

"We chose to combine a synthetic ligament with a cadaver graft, which we call an allograft," Litchfield said to reporter Paul Mayne at *Western News*. "This would, theoretically, allow her early return to training and sport, and perhaps longer term success than a synthetic alone."

Dr. Litchfield is the surgeon for the Canadian Alpine Ski Team, and has overseen more than two dozen of the sport's top athletes.

Source: Surgery professor keeps Olympic dreams alive. *Western News*. January 23, 2014. communications.uwo.ca/western_news



**DR. ROBERT LITCHFIELD,
ASSOCIATE PROFESSOR
OF SURGERY**

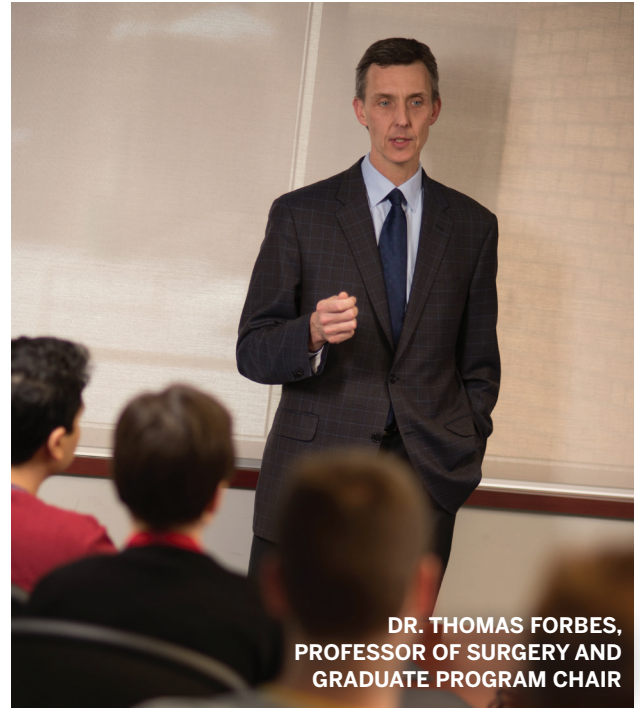
PHOTO FROM WESTERN NEWS

MSc IN SURGERY PROGRAM UPDATE

The MSc in Surgery program has had a successful first year. The program is tailored to the unique needs of surgical trainees; providing an intensive research experience and a solid foundation for success as an academic surgeon. A combination of coursework, basic/clinical/applied research, thesis preparation and defense, the program is intended to fully prepare these individuals specifically seeking future positions in academic health science centres for the demands of a research career in relation to the CanMeds roles of Medical Expert and Scholar.

Currently 10 students are enrolled, representing the Divisions of Urology, Plastic & Reconstructive Surgery, General Surgery, and Orthopaedic Surgery. Enrolment will be increased to 12 students for the coming year.

Students will be presenting their research in public lectures before defending their theses this summer. Dr. Syed Ali started off the public lectures on April 22, when he presented his thesis, "A Novel Model for Measuring Surgeons' Visual Perception of Tissue Planes". For further details, please see the MSc in Surgery website at www.schulich.uwo.ca/surgery/graduate-education



DR. THOMAS FORBES,
PROFESSOR OF SURGERY AND
GRADUATE PROGRAM CHAIR

CANADIAN UNDERGRADUATE SURGICAL EDUCATION COMMITTEE BIENNIAL SYMPOSIUM

Ms. Terri McDougall gave a talk titled, "Surgery Clinical Methods Curriculum Redesign: What are the students' perceptions?" at the Canadian Undergraduate Surgical Education Committee (CUSEC) Biannual Symposium this past November. The three-day event took place in Ottawa, Ontario and brought together Clerkship Directors, Deans, Associate Deans, Department Heads, Program Administrators, Residents and those interested in undergraduate surgical education in Canada.

CMAJ STUDY CHALLENGES HEALTH CLAIM ON OMEGA-6 RICH PRODUCTS

Cardiac surgeon, Dr. Michael Chu co-authored a study analyzing the results of existing studies on the health benefits of cooking oils high in omega-6 linoleic acid content but low in omega-3, such as corn, safflower and sunflower oils. The study, "Omega-6 polyunsaturated fatty acids: Is a broad cholesterol-lowering health claim appropriate?" was published in the first April issue of the *Canadian Medical Association Journal*. Having received national media coverage from *CBC*, *CTV News*, *Global News*, and *the Globe and Mail*, the authors' assessed that omega-6 rich oils should not be labelled as beneficial to heart health.

DEAN'S AWARD OF EXCELLENCE

Congratulations to Dr. Alp Sener on receiving the 2014 Dean's Award of Excellence for Faculty. Recognizing excellence in research, education, administration, innovation and public service, the awards were presented to recipients at the Celebration of Excellence Dinner on May 21, 2014.

RESIDENT EXCHANGE

Dr. Peter Wang, PGY4 Urology resident, completed a two-month rotation at the West China Hospital in Chengdu, China. Dr. Wang observed 120 cases and participated in more than 50, during his stay. He shares his experience in the March issue of the Schulich School of Medicine & Dentistry newsletter, *The Pulse*.

Research News



DR. GEORGE ATHWAL, ASSOCIATE PROFESSOR OF SURGERY, AND
DR. JAMES JOHNSON, PROFESSOR OF SURGERY

SUCCESSFUL APPLICATION TO CHRP FOR DEVELOPMENT OF A SHOULDER SIMULATOR

Congratulations to Dr. James Johnson and his team on receiving funding from the Collaborative Health Research Projects (CHRP) program for their project titled, “Development of a Virtual Training Simulator to Model Shoulder Replacement Surgery.” The three-year grant totalled \$379,500.

A joint initiative between the Canadian Institutes of Health Research (CIHR) and the Natural Sciences and Engineering Research Council (NSERC), the CHRP program supports projects that incorporate the research efforts of members from the health sciences community with those from the natural sciences or engineering communities, producing groundbreaking interdisciplinary collaborative research.

Joining Dr. Johnson in this project are Drs. George Athwal, Marie-Eve LeBel, Louis Ferreira, Roy Eagleson, Rajnikant Patel, Ilia Polouchine, and Remus Tutunea-Fatan, representing the Division of Orthopaedic Surgery, Department of Mechanical and Materials Engineering, and Department of Electrical and Computer Engineering at Western University. The team’s application was ranked second out of 123 projects reviewed.

The incidence of orthopaedic procedures of the upper limb is increasing dramatically in Canada’s aging population. Some of the

currently employed joint replacement procedures, though successful, have been found to be technically challenging. Recently, there has been growing interest in the use of simulation training for surgical staff, similar to the approaches taken for airplane pilots.

The team proposes to develop a virtual simulator to be used as a reliable training tool by the surgical staff involved with shoulder joint replacement procedures at Schulich School of Medicine & Dentistry, and the Roth McFarlane Hand and Upper Limb Centre.

Equipped with augmented haptic feedback, the system will provide surgeons with a “realistic feel” on the bone removal operation associated with glenoid surfacing procedure.

The simulator will allow surgeons to hone their skills and perform pre-operative planning before operating on patients, aiming to substantially reduce procedure time and revision rates, and ultimately translating into significant cost savings to Canadians.

ADVANCING TREATMENT OPTIONS FOR DUPUYTREN'S DISEASE


Dr. David O'Gorman, research scientist in the Division of Plastic and Reconstructive Surgery, has discovered a possible new target for treatment of Dupuytren's disease.

Dr. O'Gorman and researchers at the Lawson Institute of Health Research are the first to demonstrate that insulin-like growth factor-II (IGF-II) can help cells in Dupuytren's disease to contract tissues. The finding has been published in the scientific journal *Biochimica et Biophysica Acta-Molecular Basis of Disease*.

People who have Dupuytren's disease are often found to suffer from other connective tissue diseases or type-2 diabetes, and have a higher risk of cancer than the general population. Dr. O'Gorman's research indicates IGF-II as a linking factor between these diverse diseases. "Conditions like Dupuytren's disease are considered adhesive diseases and we think IGF-II is promoting the adhesive qualities of the cells inside the fascia of the hand," O'Gorman said to CTV News.

Dr. O'Gorman hopes to come up with a treatment that will prevent the signaling pathways activated by IGF-II. This potential new treatment could be used in addition to the current treatment of surgically removing the contractile cord tissue. "By doing this we might delay or even stop the recurrence of this disease...that would make a huge difference in the lives of these patients."

Source: Researchers identify new potential therapeutic target for Dupuytren's Disease. *Our Stories*. Communications & Public Affairs, St. Joseph's Health Care London. www.sjhc.london.on.ca/our-stories



DR. DAVID O'GORMAN, ASSISTANT PROFESSOR OF SURGERY.
 PHOTO FROM WESTERN NEWS

FUNDING COMPETITION RESULTS

Congratulations to all faculty members whose applications were approved:

PSI FOUNDATION

Dr. Sarah Jones and Dr. Michael Livingstone, "Novel assessment of ingrown toenails treated by excision of the skinfold rather than toenail (NAILTEST): a prospective cohort study of the Vandenbos procedure in children and adolescents."

GRAND CHALLENGES CANADA

Dr. Gregor Reid, "Using locally sourced probiotic food to reduce levels of potent environmental toxins."

CIHR

Dr. David Holdsworth, "Dynamic micro-computed tomography for pre-clinical musculoskeletal research."

AMOSO INNOVATION FUND

Dr. Tina Mele, "Evidence-Based Medicine for Enhanced Management of Complicated Staphylococcus Aureus Infections: Can We Do Better?"

Dr. Nicholas Power, "Predicting Drug Resistance in Metastatic Renal Cell Carcinoma: Individualizing Targeted Therapy by Xenografting Patient Tumours into Chick Embryos."

Drs. Chris Vinden and Blayne Welk, "ICES Western Surgery Research Initiative."

AMOSO OPPORTUNITIES FUND

Dr. Sumit Dave, "Secular Trends in the Incidence and Timing of Surgery in Boys with Undescended Testes and Hypospadias in Ontario."

MUSCULOSKELETAL TRANSPLANT FOUNDATION (MTF)

Dr. Alan Getgood, "Techniques to Reduce Meniscus Extrusion During Meniscus Allograft Transplantation."

HEART AND STROKE FOUNDATION

Dr. Wei-Ping Min, "The role of mTOR and TLR signaling networks on alloimmune modulation in heart transplantation."

NSERC

Dr. Louis Ferreira, "Development of Biomechanical Feedback Devices and Robot-Assisted Technologies for Orthopaedic Applications."

Dr. James Johnson, "Novel Mechanical Systems to Perform Biomechanical Assessments of the Shoulder" and "Development of Mechanical Testing Systems to Perform Comprehensive Biomechanical Assessments of the Shoulder."

REMINDER: The Robert Zhong Department of Surgery Research Day will be held on June 13, 2014 at the Shuttleworth Auditorium, in St. Joseph's Hospital.

Research News

DR. GILLIAN KERNAGHAN, PRESIDENT AND CEO OF ST. JOSEPH'S HEALTH CARE LONDON, AND DR. MURIEL BRACKSTONE, ASSISTANT PROFESSOR OF SURGERY, AT THIS YEAR'S BUST A MOVE EVENT. PHOTO FROM ST. JOSEPH'S HEALTH CARE FOUNDATION.



TUMOUR BIOBANK HELPS BREAST CANCER RESEARCH

St. Joseph's Breast Care Program launched London's first breast 'tumour biobank' last fall. Developed by Dr. Muriel Brackstone, Medical Director, Breast Surgery at St. Joseph's, the biobank has brought together researchers and clinical practitioners to fast track discoveries in breast cancer diagnosis, treatment and prevention.

"Patients coming to St. Joseph's Hospital for a biopsy to diagnose a potential cancer are being asked if they would donate a small fragment of the lump for this biobank," explained Dr. Brackstone. "Information about any cancers diagnosed in these generous women will be stored to provide scientists with valuable clinical data on how these tumours behave in order to figure out how to outsmart them."

By giving access to patient tumour and blood samples, researchers and practitioners will have more opportunity to investigate cancers further, test their theories and develop new approaches for treatment. "The world is leaning towards personalized medicine, that's where cancer care is going," noted Dr. Brackstone to CTV News. "We really need to know more about each individual cancer to be able tailor treatment to that individual person's type of cancer."

This year's Bust a Move for Breast Health London event raised \$1,055,000 in support of the Breast Care Clinical Research and Tumour Biobank at St. Joseph's Hospital. The biobank is a stand out in Canada and internationally. Offering every patient with suspected breast cancer the opportunity to donate tissue at the time of their biopsy, eliminates the need to go back for a separate biopsy procedure, explained Dr. Brackstone. "It also allows newly diagnosed breast cancer patients the option of taking part in innovative pre-operative clinical trials - before their cancer surgery - that are not typically available elsewhere in Canada."

The breast tumour biobank is housed in the Lawson Health Research Institute. For more information please visit the St. Joseph's Health Care London website at: www.sjhc.london.on.ca

Source: St. Joseph's banks on breast care research. Communications & Public Affairs, St. Joseph's Health Care London. October 24, 2013. www.sjhc.london.on.ca/your-st-josephs/newsroom

THE ROLE OF BACTERIA IN HUMAN BREAST TISSUE

A unique population of microbes in the female breast may lay the groundwork for understanding the role of this bacterial community in breast cancer, according to a new study out of Western University.

The groundbreaking study, led by Camilla Urbaniak, a PhD student in the Department of Microbiology & Immunology, and Professor Gregor Reid, Lawson Health Research Institute Scientist and Schulich School of Medicine & Dentistry, involved breast tissue from 81 women in Canada and Ireland. Ten of the women undergoing breast reduction acted as controls, with 71 having benign or cancerous tumors. Bacteria were found in and beside the tumours.

"Although we have not proven that bacteria cause cancer, or that certain types of bacteria actually may reduce the risk of cancer, the findings open a completely new avenue for this important disease," said Reid. "Imagine if women have a microbiota in the breast that puts them at higher risk of cancer? Or, if various drugs such as antibiotics or birth control pills alter the types of bacteria and their risk of cancer?" The study titled "Microbiota of human breast tissue," was published in the May issue of *Applied and Environmental Microbiology*.

Source: Western University study unlocking secrets of breast tissue. Western Media Relations. April 8, 2014. communications.uwo.ca/media/

“The findings
open a
completely
new avenue
for this
important
disease”

REDUCING RE-INJURY RATES IN ACL RECONSTRUCTION PATIENTS

Orthopaedic surgeon Dr. Alan Getgood, is looking at decreasing re-injury rates in young athletes recovering from anterior cruciate ligament (ACL) reconstruction surgery. The procedure is widely-used, but patients returning to sports such as basketball, volleyball and soccer experience a greater chance of re-injury.

"Seeing your patients get back to the top level of their sport, which right now is at about 60 per cent of those with ACL injuries getting back to pre-injury level, we'd like to get that up to 90 per cent if we could, and that's what's exciting," said Dr. Alan Getgood, assistant professor and Fowler Kennedy Sport Medicine Clinic orthopaedic surgeon, specializing in disorders of the knee and shoulder.

Dr. Getgood is focusing on the anterolateral ligament (ALL), to see if re-injury rates can be reduced. "My research group at Fowler Kennedy

and Western has been working on further dissection and histological analysis of the ligament as well as performing MRI (magnetic resonance imaging) and micro CT (computed tomography) in collaboration with the Robarts Research Institute to better characterize the tissue," said Dr. Getgood to reporter Paul Mayne at *Western News*. "Furthermore, our future biomechanical studies will tell us the best way to reconstruct the ligament."

Dr. Getgood leads a multi-centre randomized study through a \$200,000 grant award from the International Society of Arthroscopy, Knee Surgery and Orthopaedic Sports Medicine and the Orthopaedic Research and Education Foundation. All six participating centres in Canada and Europe, are investigating whether or not adding an ALL reconstruction to the ACL reconstruction procedure will



DR. ALAN
GETGOOD,
ASSISTANT
PROFESSOR OF
SURGERY.
PHOTO FROM
WESTERN NEWS

lessen the risk of graft failure after ACL surgery.

Said Dr. Getgood, "It is the hope this new procedure will help reduce failure rates and improve the function and quality of life of so many of the young active people that we see with this injury."

Source: Knee surgery success may hinge on ALL attention. *Western News*. November 28, 2013. communications.uwo.ca/western_news/

Remembering

With great sadness we inform you that Dr. Raymond Heimbecker, Professor Emeritus, Department of Surgery, passed away on February 13, 2014.

Dr. Heimbecker completed medical school, a Master of Arts Degree, and a Master of Surgery Degree at the University of Toronto, followed by residency training at the Toronto General Hospital and fellowships at Johns Hopkins Hospital in Baltimore, Maryland and at Guy's Hospital in London, England under Sir Russel Brock. Dr. Heimbecker joined the Department of Surgery at Western University in 1974 at the rank of Professor and as Chief of the Cardiovascular and Thoracic Surgery Service at University Hospital; a role which he held until his retirement in 1986.

Dr. Heimbecker was well known nationally and internationally as a pioneer in the field of cardiac surgery and heart valve transplantation. He was awarded the George Peters Award and the Lister Award for Experimental Surgery; a McLachlin Travelling Fellowship; the Gold Medal from the Royal College of Physicians and Surgeons of Canada; and a Special Award from the Rose Foundation of India recognizing

his teaching and research in cardiovascular disease.

Dr. Heimbecker was known for his ability to create functional models that would later be developed for clinical use. He performed the first open heart surgery without the need for a blood transfusion; the first bioprosthesis of a cardiac valve in the thoracic aorta; and was the first to insert a bioprosthesis of the mitral valve. At the time of his retirement, Dr. Heimbecker had over 100 publications and had trained 25 research fellows and 40 chief surgical residents while treating hundreds of patients with a caring and professional disposition.

Dr. Heimbecker was elected as a senior member of the Canadian Medical Association in 1989; was made an Officer of the Order of Canada in 1997; and awarded the Order of Ontario in 2002. He is survived by four children and seven grandchildren.



The Surgery Newsletter is produced by:

The Department of Surgery
St. Joseph's Health Care, London
268 Grosvenor Street
London, ON N6A 4V2
Room E3-117

 **519 663 3349**

 **519 646 6347**

 **schulich.uwo.ca/surgery**

All members of the Department are invited to submit story ideas, articles, photos, or comments for the fall issue. Please send them to: **Dinah.Frank@lhsc.on.ca**, or call **519 633 3349 ext. 32361**

Moving? Know someone else who would like to receive this newsletter? Please let us know.

If you require information in an alternate format to make this publication accessible, please let us know.

The Department of Surgery is committed to your privacy. We do not rent, sell, or trade our mailing lists. If you no longer wish to receive this publication, please let us know.