

## Pathology Good News Bulletin

Fall Issue: October – December 2011

### Congratulations

**Dr. David Driman** has been named Chair of the Colorectal Cancer National Cancer Pathology and Staging Multidisciplinary Expert Panel by The Canadian Partnership against Cancer. He has also been named the Canadian representative to the College of American Pathologists cancer checklist review panel by The Canadian Partnership against Cancer.

**Dr. Meg McLachlin** has been named Medical Director of Anatomical Pathology. Dr. McLachlin will oversee activities of Surgical Pathology, Cytology, Autopsy Pathology and Molecular Pathology.

**Dr. Victor Prabhakaran** has been named Medical Director of Clinical Laboratories. Dr. Prabhakaran will oversee activities of Immunology and Biochemistry, Microbiology, Transplant Immunology, LHSC Pulmonary Function and Hematology.



Congratulations to **Dr. Bertha Garcia**. Dr. Garcia is one of the recipients of the Joint Medical Advisory Committee (MAC) Award, for outstanding contributions to the success of initiatives aligning with the strategic directions of both St. Joseph's and LHSC. Dr. Garcia lives the values of respect, trust and collaboration every day and in doing so inspires the Pathology department to do the same. She is respected by her peers for leading change initiatives. This well-earned respect and trust exists only because of the strong foundation of personal and professional rapport that she enjoys with her colleagues and staff at all levels.

### Awards

On behalf of the University Student's Council of The University of Western Ontario, **Dr. Madeleine Moussa** and Dr. Iram Siddiqui have received the USC Teaching Honour Roll Certificate for the 2010-2011 academic year. This award is to recognize exceptional teachers and their contribution to UWO in assisting in the continued success of maintaining high academic standards and in the commitment to providing Canada's best student experience. Congratulations Dr. Moussa and Dr. Siddiqui on being fantastic teachers!

**Dr. Keith Kwan** was the recipient of the Dr. M.E. Kirk Teaching Award for 2010-2011. This annual teaching award is for excellence in resident education and is given to an individual who best exemplifies the following qualities with respect to resident education: dedication, enthusiasm, excellence, availability, approachability, knowledge and mentorship.



## Pathology Good News Bulletin

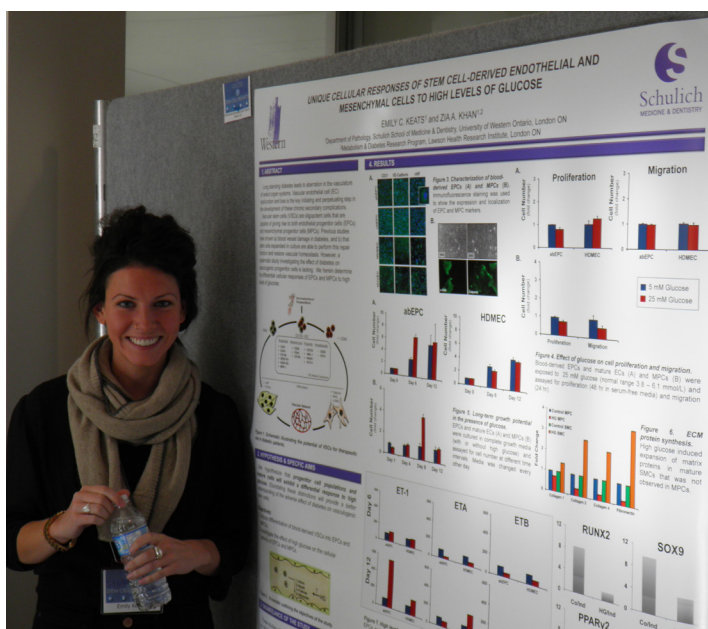
Fall Issue: October – December 2011

### Graduate Student Updates

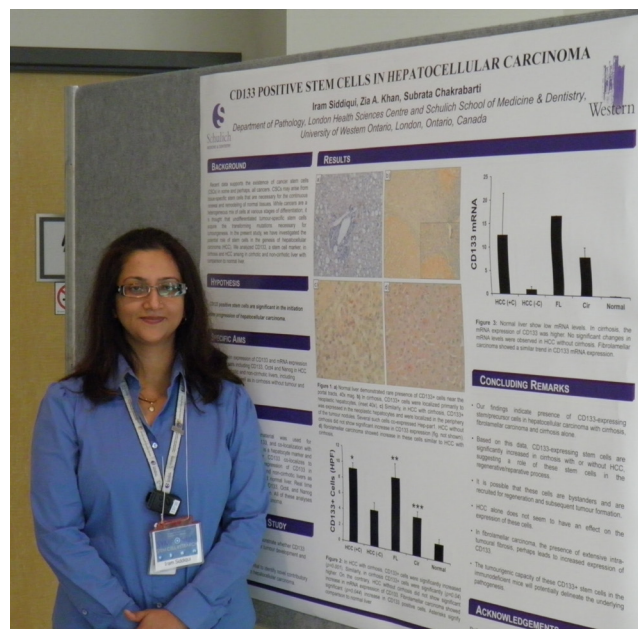


Fall Preview Day November 11, 2011.

The fall term is always busy with students getting acquainted with their supervisors starting courses and applying for National and Provincial scholarships, etc. We want to thank everyone for their help with this process. Good luck to the students who have applied. The winter term is going to be busy with recruitment fairs and undergraduate students applying to graduate programs for the summer and fall terms. We've had a few recruitment fairs and we would like to thank the students and faculty who have helped by volunteering their time to represent our program(s).



J Allyn Taylor Symposium November 21, 2011.





## Pathology Good News Bulletin

Fall Issue: October – December 2011


### Research Based Program

We would like to welcome Audrey Blanchard who is currently working as a Pathology Assistant in our Department. Audrey is pursuing her Master's part-time with us. **Dr. Elena Tugaleva** is her supervisor.

We would like to extend congratulations to Ben Navarro who has successfully completed his Master's in December. Ben's supervisors were **Dr. Wei-Ping Min** and **Dr. Douglas Quan**.

Leo Siu, PhD Candidate with **Dr. Wei-Ping Min** successfully completed his PhD comprehensive Exam in November.

### Farewell



**Dr. Zafar Hussain** retired effective December 31st, 2011. Dr. Hussain was the Program Director for Medical Microbiology. We wish you all the best in your retirement Dr. Hussain

### Course & Practicum Based Graduate Program

The students who began the program in September are now into their 2nd term; soon they will begin preparing for the clinical portion of the program. Our second year students are well into their rotations and will be getting prepared to present their research projects and for their community placements in May.

Rebecca Ellis, Kathryn Greenall, Sonia Sant and Emily Wilkins will be presenting their Research Projects on Wednesday, April 25th at 12:00 noon in the Department of Pathology, LHSC-UH, Room A3-100.

Research Presentations are;  
Rebecca Ellis/**Drs. Nancy Chan** and **Aaron Haig** - Perinatal Autopsies: Review of Findings at London Health Sciences Centre

Kathryn Greenall/**Drs. Jack Bend**, Michael Rieder and Natasha Chandok - Evaluation of Adverse Effects of Sirolimus (RPamycin), a commonly used Drug in Liver and Kidney Transplant Patients

Sonia Sant/**Dr. Tweedie** - Creation of a Computer-Based Learning Resource of Autopsy Procedures

Emily Wilkins/**Drs. Zia Khan** and **Mark Darling** - Selective Upregulation of Kallikreins in Salivary Gland Tumors



## Pathology Good News Bulletin

Fall Issue: October – December 2011

### Undergraduate

The Frederick N. Lewis Memorial Prize is given to the undergraduate student who obtains the highest grade in the Path 3240a 'Understanding Diseases' course. Students who write a deferred exam are not eligible for this prize. The winner for 2011-2012 was Andrew MacDonald.

### Publications

Mutrie JC, Chambers AF, **Tuck AB**. Osteopontin increases breast cancer cell sensitivity to specific signaling pathway inhibitors in preclinical models. *Cancer Biology & Therapy* 12:8, 680-690; October 15, 2011.

Lam S, **Rizkalla K**, Hsia C. Mediastinal Choriocarcinoma Masquerading as Relapsed Hodgkin Lymphoma. *Case Rep Oncol* 2011 Sep;4(3):512-6.

**Alturkustani M**, Derry K, Gibson E, Crukley C, Fenster A, Spence JD, Brennan J, deKemp R, Beanlands R, Yarofeyeva Y, Yaffe M, **Hammond RR**. 3D Radiology/Pathology Correlates in Carotid Atheroma (Canadian Atherosclerosis Imaging Network). Digital Pathology Association, 2011 Annual Meeting, San Diego, October 2011.

**Sen S, Chen S, Feng B, Wu Y, Lui E, Chakrabarti S**. American ginseng (*Panax quinquefolius*) prevents glucose-induced oxidative stress and associated endothelial abnormalities. *Phytomedicine*. 2011 Oct 15;18(13):1110-7. Epub 2011 Aug 16.

**Driman DK**. Canada's First Pre-examination Pathology Review Course. *Canadian Journal of Pathology* 2011;3:6-7.

**Khan ZA, Chakrabarti S**. Glucose-induced cellular signalling in diabetic retinopathy. In: *Visual Dysfunction in Diabetes: The Science of Patient Impairment and Health Care*. Humana Press. Accepted. Nov 2011.

Chambers AF, Vandenberg TA, **Tuck AB**, Allan AL, Rodenhiser DI. Emerging science with regard to 'cancer stem cells' - Looking at different molecular phenotypes in that category and dissecting out triple negatives. *ASCO 2011 Breast Cancer Symposium Education Book*.

Messenger DE, **Driman DK**, McLeod S, Riddell RH, Kirsch R. Current practice patterns among pathologists in the assessment of venous invasion in colorectal cancer. *Mod Pathol* 11;24:434A.

## Pathology Good News Bulletin

Fall Issue: October – December 2011

### Abstracts / Presentations Cont.

**Garcia B.** "Teaching at Schulich." University of Windsor. 2011/10/19

**Garcia B.** "How to get Promoted". 2011 Joint Teaching Retreat. 2011/10/22

**Garcia B.** Beyond the Lecture-Teaching & Learning in Medicine & Dentistry. 2011/12/16

Gibson E, Crukley C, **Gomez J**, **Moussa M**, Bauman G, Fenster A, Ward AD. 3D prostate histology reconstruction informed by a quantified tissue cutting and deformation parameters. Pathology Informatics. 2011/10/01

**John M.** "Sticking It To Syphilis" Therapeutics in Action 2011. 2011/11/23

**Lannigan R.** "Clostridium difficile Protection Plan" Health Care Issues Section, CTV London, Reporter: Lisa Xing CTV London News. 2011/10/19

Caragea M, Sy J, **Parfitt JR**, **Driman DK**. Tumour budding in stage IIA colorectal carcinoma: a new semi-quantitative method of assessment Department of Pathology, University of Western Ontario, London, Canada; Department of Anatomical Pathology, Concord Hospital, Sydney, Australia Canadian Association of Pathologists 2011.

Caragea M, Smith PM, **Howlett C**, **Parfitt JR**, **Chakrabarti S**. Progressing multicystic mesothelioma of the liver Department of Pathology, University Hospital, University of Western Ontario, London, Ontario; Department of Pathology, Windsor Regional Hospital, Windsor, Ontario Canadian Association of Pathologists 2011.

**Parfitt JR.** Pathology Gastroenterology presented at Canadian Association of Pathologists Annual Residents Review Course. Canadian Association of Pathologists Annual Residents Review Course 2011.

Bramwell VH, **Tuck AB**, Chapman JW, Anborgh PH, Postenka CO, Shepherd L, Pritchard KI, Han L, Wilson C, Pollak M, Chambers AF. Studies of a malignancy-associated protein, osteopontin, in NCIC CTG MA.14, a randomized trial of tamoxifen vs. combined tamoxifen and octreotide LAR in adjuvant treatment of women with early breast cancer. Abstract #851774 CTRC-AACR 34th Annual San Antonio Breast Cancer Symposium 2011/12/06

**Tuck AB.** UWO and Cancer Care Ontario Update in Synoptic Reporting, Colorectal, Breast, Endometrium, Prostate Cancer; "Breast Cancer Synoptic Reporting. Ivey Spencer Leadership Centre. 2011/11/05

## Pathology Good News Bulletin

Fall Issue: October – December 2011

### Miscellaneous



Christmas Party 2011

Remember to keep the  
good news items coming!

Please send your submission to Susan Stewart  
[susan.stewart@schulich.uwo.ca](mailto:susan.stewart@schulich.uwo.ca)  
Department of Pathology  
Schulich School of Medicine & Dentistry  
University of Western Ontario