

Meet the Schulich Dentistry CLASS OF 2024

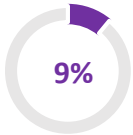
56 Admitted



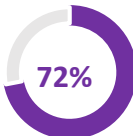
70% 20-24 years old
30% 25 years or older



66% Female
32% Male
2% Undeclared



9% LGBTQ2S+*



72% Fluent in a second language*

32% 1st Generation Canadian*

18% 1st Generation to attend university*

86% 1st Generation to attend dental school*

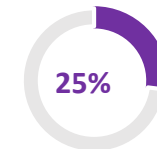
25% Faced socio-economic challenges*

**Data based on a voluntary survey with 75-80% responses.*

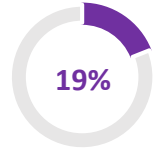
88.41% Mean Academic Average

21 Mean Reading Comp

20 Mean Perceptual Ability



Graduate Degree



Non-science Degree