

SW eConsult Working Group Meeting

October 25, 2019

Agenda

1. Welcome and Introductions	Kim Planques	10 mins.
2. Review of eConsult WG Goals and Current Status	Kim/Andrea	10 mins.
3. Review of Proposed Terms of Reference	All	25 mins.
4. Go-Forward Meeting Times	All	5 mins.
5. Next Steps	Kim	10 mins.

Welcome and Introductions

Working Group Members:

Name	Organization/Role
Kim Planques, Chair	Acting Director, cSWO South West Region Change Management and Adoption Delivery Partner
Jay Kettle	Ontario MD – SW eConsult Rep
JJ Hupka	OTN – Provincial Lead for eConsult
Andrea Miville	eConsult Centre of Excellence, Program Director
Charlotte MacDonald	eConsult Regional Coordinator
Dr. Bill Davis	Director of Medical Affairs for LHSC and SJHC
Dr. Stephen Wetmore	City-Wide Chief/UWO Chair, Family Medicine
Dr. Tom Janzen	Chief Medical Information Officer, LHSC
Dr. Paul Gill	SW LHIN Digital Health Clinical Lead
Brian Ashby	SW LHIN Digital Health Lead
Dr. Kirk Hollohan	cSWO Program Clinical Lead
Jason Rynberk	cSWO Program Executive Lead
Mark Warren	cSWO Program Project Management and SWO RDHP Planning and Development Lead
TBD	<i>Patient Representative</i>
TBD	<i>Representative from Grey-Bruce</i>

eConsult WG Goals and Current Status

- The cSWO South West Region Change Management and Adoption Delivery Partner (SW CM&A DP) has entered into an agreement through LHSC with the eConsult Centre of Excellence to increase access and adoption to eConsults across the current SW LHIN geographic region during the 2019-20 time period.
- The eConsult Working Group will provide oversight and issue management to support the SW CM&A DP in successfully meeting the goals of the eConsult program across the SW LHIN.
- Much great work has been done in the past in engaging Primary Care Physicians and Specialists with the eConsult solution and the Working Group will act as champions for expanding the access and adoption of the eConsult digital health solution.

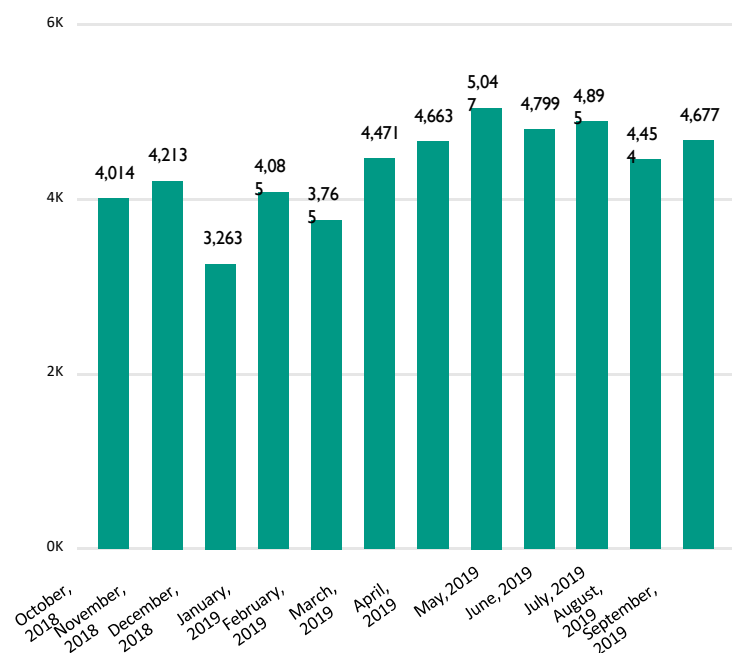
12 Month Snapshot – Ontario eConsult Program

October 2018 to September 2019

52,346

eConsults sent across all services

Growth Over Time
eConsults per month

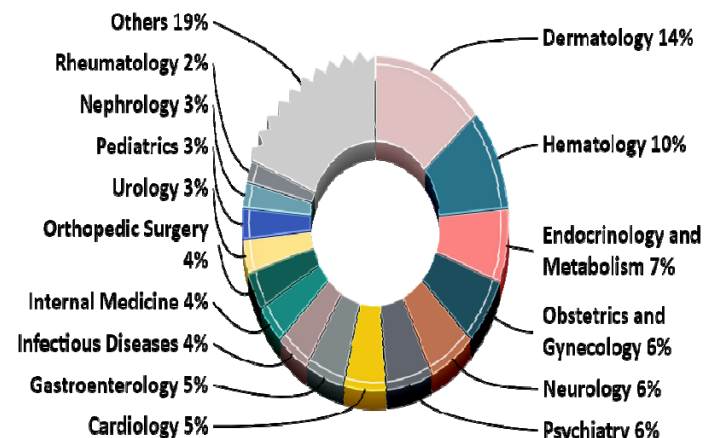


2,042 active¹
primary care
providers



694 active¹
specialists

Top Specialties²



\$50.00

Median Cost Per eConsult²

1.1 Days

Median Specialist Response Time²

12 Month Snapshot – South West LHIN

October 2018 to September 2019

3.05

eConsults per 1000 People

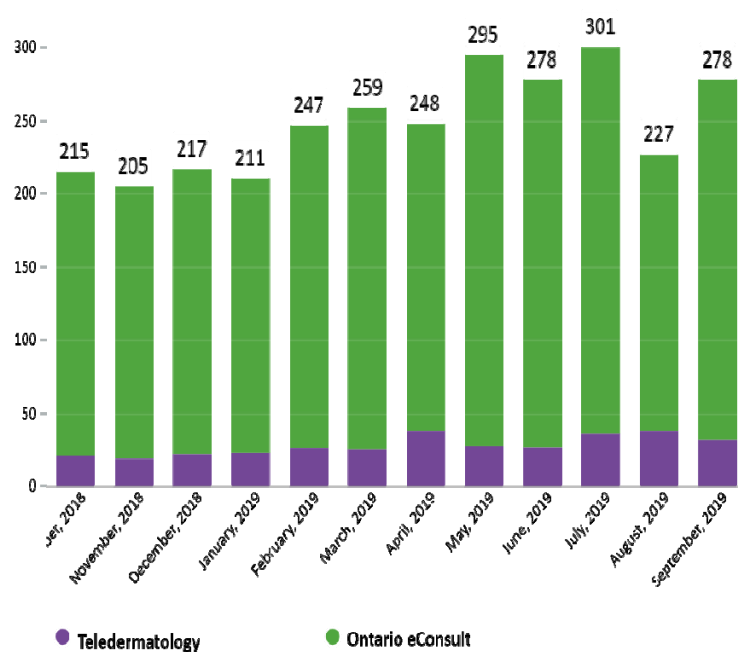
2,981

eConsults sent across all services

278

eConsults sent in the last month

Growth Over Time
eConsults per month

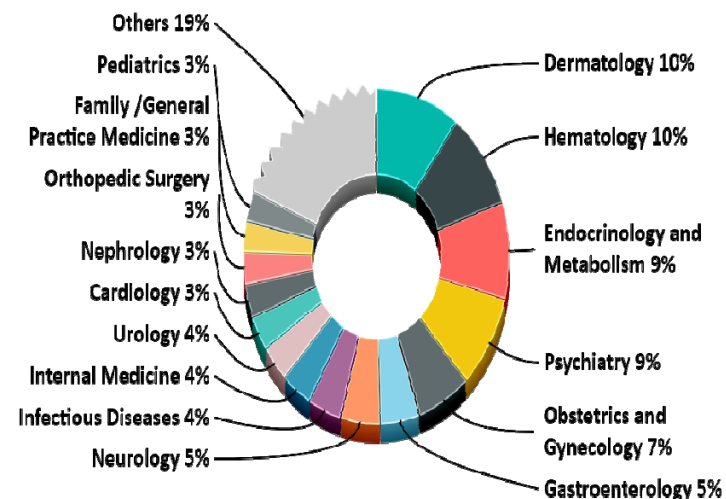


127 active
primary care
providers



55 active
specialists

Top Specialties



Total Population

978,301

Ontario eConsult Service

2,646

Teledermatology

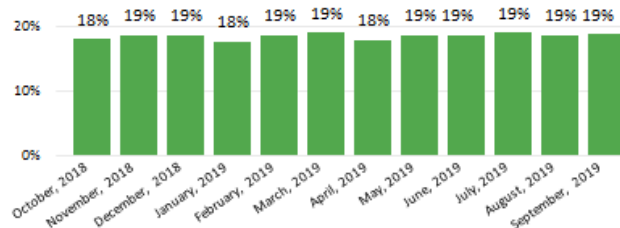
335

Family Physician and Nurse Practitioners Utilization – South West LHIN October 2018 to September 2019

127
Active PCPs

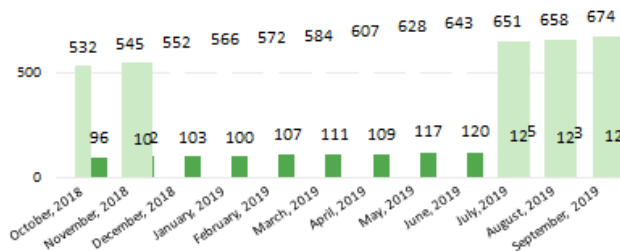
32%
Increase in Active PCPs

% Active of Registered PCPs



Registered and Active PCPs

Registered PCPs Active PCPs



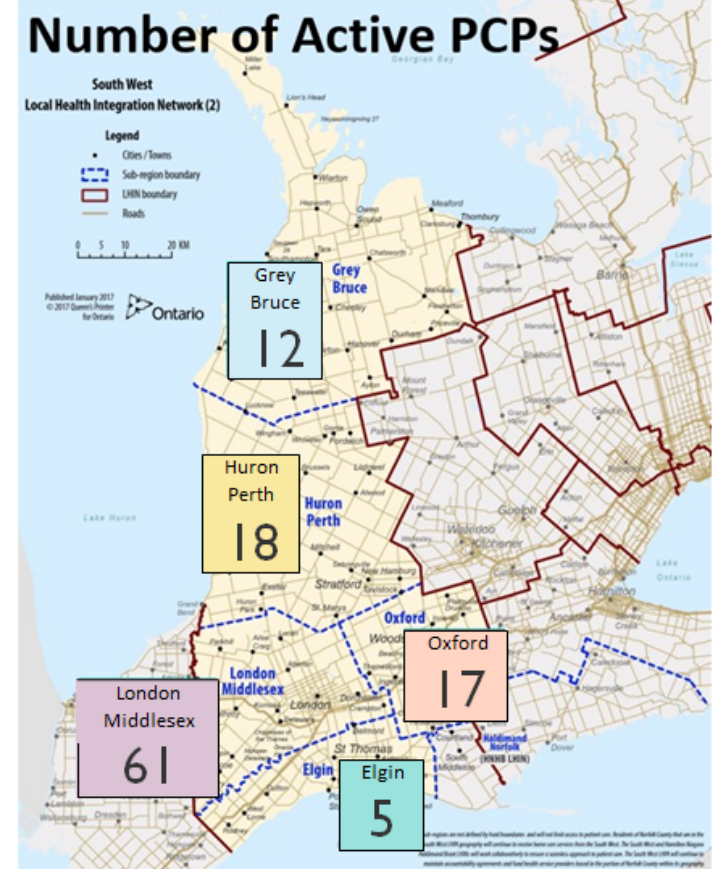
City	Registered PCPs	Active PCPs	% Active PCP
London	329	57	17%
Woodstock	30	11	37%
Stratford	27	4	15%
Owen Sound	23	0	0%
St. Thomas	20	3	15%
Goderich	19	4	21%
Strathroy	19	2	11%
Walkerton	16	1	6%
Listowel	14	7	50%
Hanover	13	1	8%
Ingersoll	12	3	25%
Other Locations	148	23	16%

674

PCPs with OTN Hub Access

27%

Increase in PCPs with OTN Hub Access



Specialist and Specialties Utilization – South West LHIN

October 2018 to September 2019

Active Specialists

55

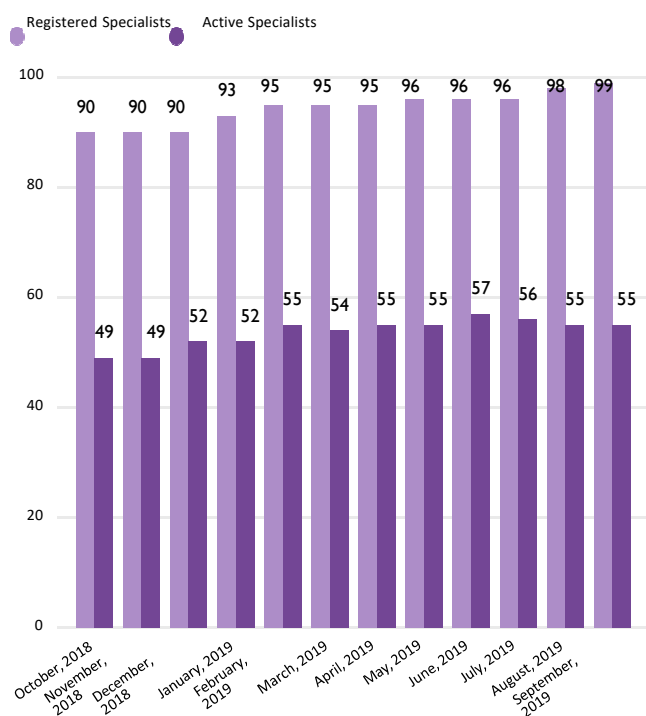
Increase in Active Specialists

12%

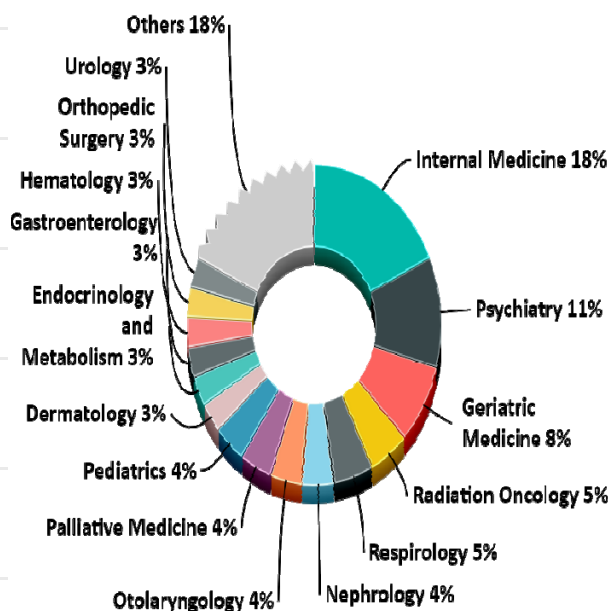
Total eConsults Provided

3,330

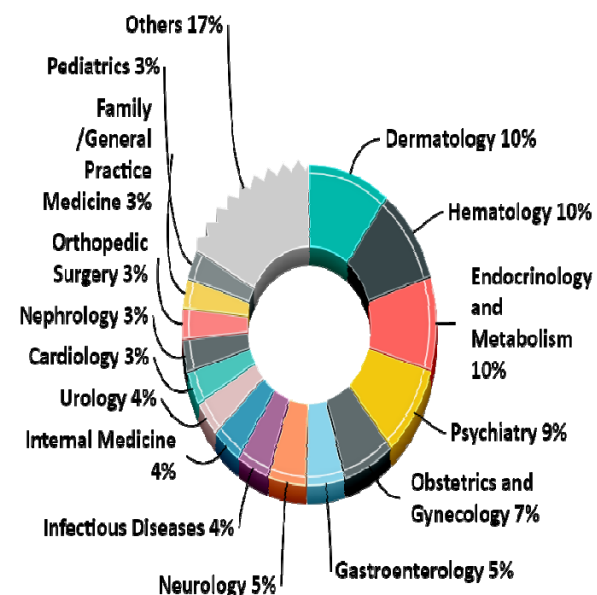
Registered and Active Specialists



Ontario eConsult Service Number of Specialists by Specialty



Ontario eConsult Service eConsults sent by Specialty



Registered Specialists

99

Increase in Registered Specialists

10%

BASE™ Provincial Managed Specialties

92

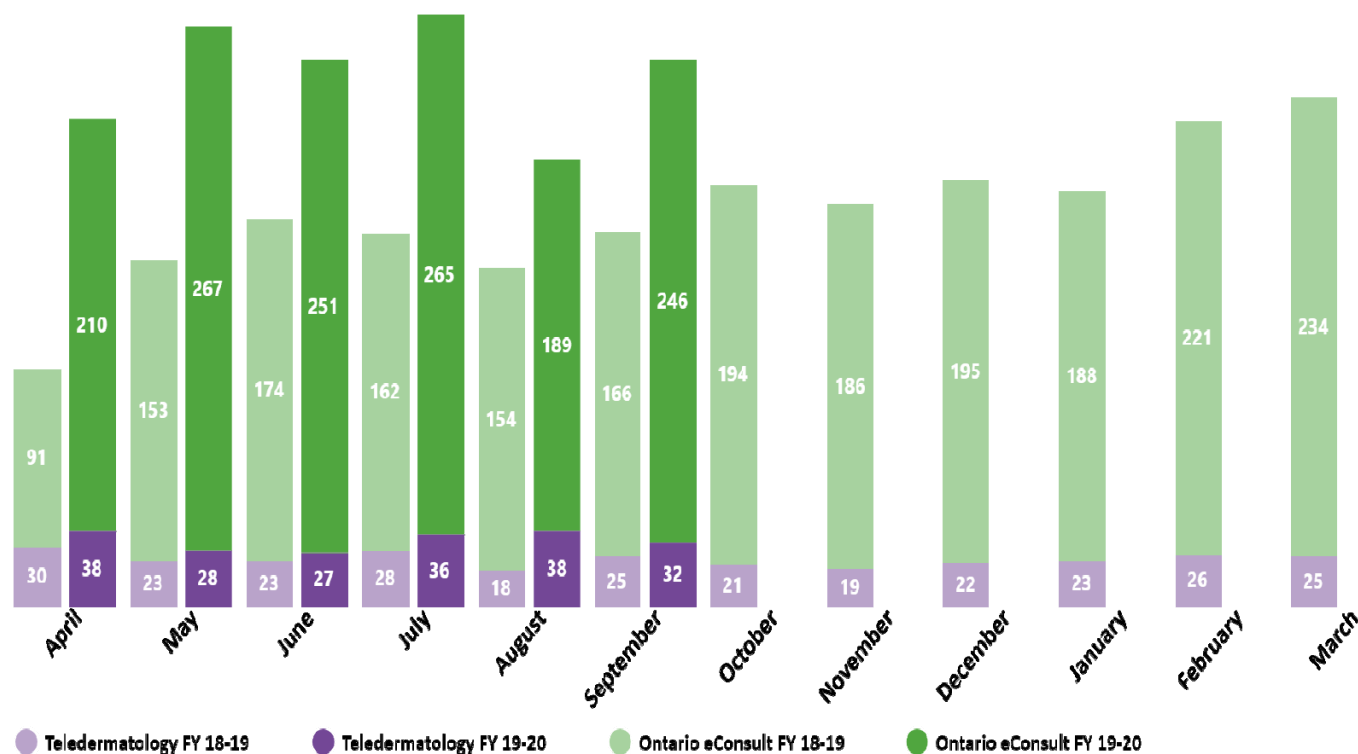
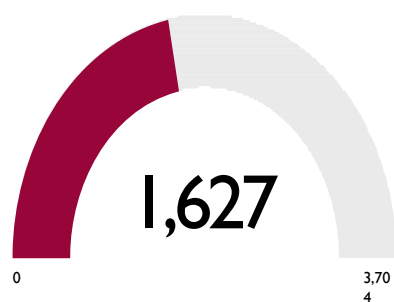
eConsults Sent per Service – South West LHIN (Fiscal Year 18-19 & 19-20)

Ontario eConsult Program

1. Fiscal year to date (FYTD) percentage difference is calculated by comparing to the same period in the previous y...

Program Total FYTD	FYTD % Difference	Projected Program Total	% Difference from Last Year
1,627	55%	3,704	54%

Total eConsults FYTD and Projected Total eConsults



Ontario eConsult	FYTD % Difference	Teledermatology	FYTD % Difference
1,428	59%	199	35%

eConsult WG Terms of Reference Review



Microsoft Word
Document

eConsult Working Group – Meeting Times

Propose that our standard monthly meetings will be on the **TBD** of every month

Suggest meeting happen in the latter part of each month to allow for reporting of stats from previous month, e.g., 3rd or 4th week

What time generally works best?

- Early morning
- Lunchtime
- Later afternoon

eConsult Working Group – Next Steps

- Completion of eConsult training sessions for SW CM&A team members
- Develop a regional eConsult project charter including implementation plan, engagement strategy and supporting resources.
- Complete data analysis to identify target clinicians groups to engage
 - Review of list of physicians/NPs and specialists in SW LHIN currently with access to eConsult – compare to SWR CM&A DP database to determine other primary care physicians/NPs who might be interested in learning more about eConsult
- Begin supporting Regional Managed Service assignment of eConsult requests to appropriate specialists
- Engage and on-board primary care providers to increase utilization of eConsult service and engage additional local specialists, as required.
- Implement collection of data for on-going reporting requirements
- Establish regularly-scheduled Working Group meetings

12