

Semi-Annual EPA Report – PROGRAM X

DATE

The below data is based on EPA assessment forms with **encounter dates between date X and date X**, unless otherwise identified. “Encounter” is the date of the observed clinical encounter. “Trigger date” is the date that the EPA assessment was sent within Elentra.

Please note that assessor reports are available in Elentra. Program Directors should be reviewing the reports to follow up with assessors who consistently have expiring EPAs.

Please see the [Appendix](#) for an overview of the methodology used to develop this report.

Fast Facts for PROGRAM X (Date X – Date X)

58% of PROGRAM X EPA assessments are completed in <1 day, compared to 44% across all programs.

7% of PROGRAM X EPA assessment forms expire, compared to 10% across all programs.

87% of PROGRAM X EPA assessment forms were completed in under 14 days, compared to 81% across all programs.

14% of PROGRAM X EPAs are triggered by faculty, compared to 12% across all programs.

0% of PROGRAM X EPAs are deleted, compared to 1% across all programs.

How to Improve your Program’s Metrics:

- Review the [Faculty Assessor Statistics Report](#) in Elentra to determine if any specific problem areas exist within your faculty (e.g., are *most* faculty struggling to complete EPAs in a timely manner, or is it *a few* faculty members acting as outliers who skew the data, etc.).
- Speak with faculty (either in person or through anonymous surveys) to determine difficulties associated with EPA completion. Please contact Andrea Good in PGME (andrea.good@schulich.uwo.ca) if you would like support with survey development. Surveys would also count towards [Standard 9](#) of the General Standards of Accreditation of Residency Programs.
- Your Department and Division Chair/Chief will also be provided with this report for faculty accountability purposes and we recommend that you plan to discuss these with them.
- Ensure your program’s faculty know their Elentra PIN (See PGME’s [Elentra Assessment Basics Guide](#))
- Revisit your Ground Rules for EPA completion and ensure it is widely communicated to both faculty and residents for transparency purposes.
- Highlight and celebrate any faculty that have strong EPA completion rates.
- Get PAs involved in sending additional email reminders, where necessary, to faculty who may struggle with EPA completion.

EPA Assessment Trends in PROGRAM X – Semi-Annual Statistics

Chart 1: EPA Assessments completed, expired, or deleted between PROGRAM X and all programs (encounter dates X and X).

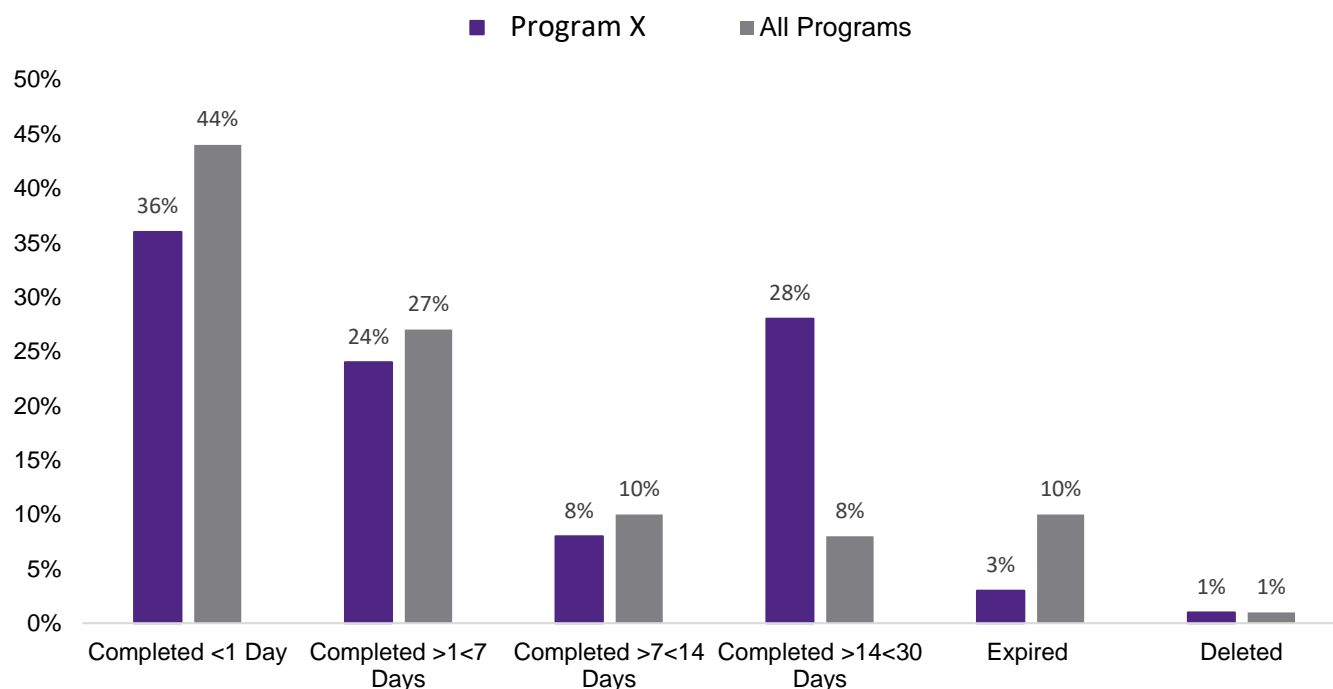
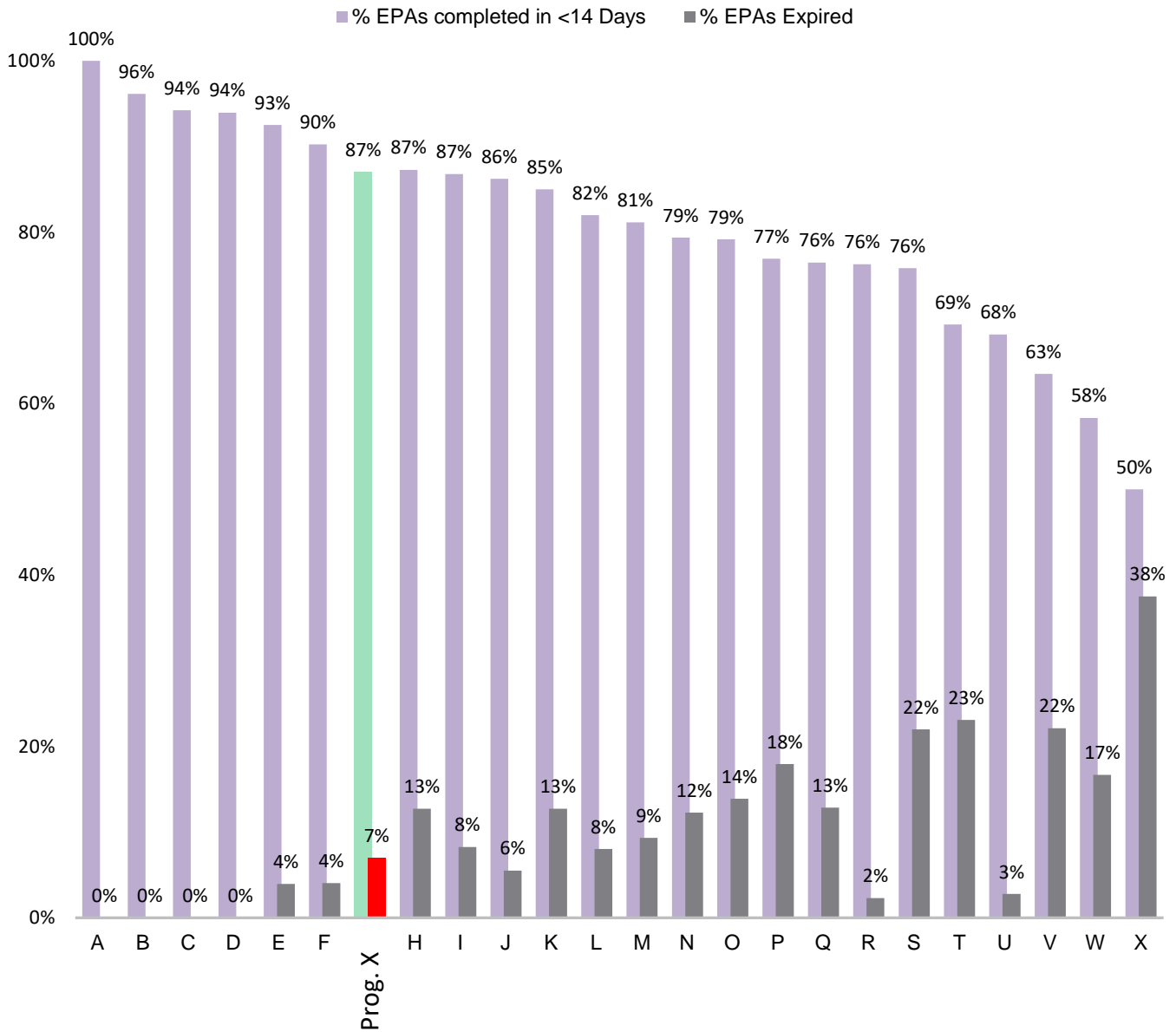


Table 1: Frequency of EPA assessment form completion and expiries between PROGRAM X and all programs (encounter dates between X and X).

	PROGRAM X (%)	PROGRAM X (n)	All Programs (%)	All Programs (N)
Completed <1 Day	58%	8	44%	2378
Completed 1-6.99 Days	14%	2	27%	1436
Completed 7-13.99 Days	14%	2	10%	546
Completed 14-30 Days	7%	1	8%	415
Total Completed	93%	13	89%	4775
Expired	7%	1	10%	542
Deleted	0%	0	1%	75
Total EPA Forms	100%	14	100%	5392
Faculty as Assessor	100%	14	76%	4074
Resident as Assessor	0%	0	19%	1052
“External” as Assessor	0%	0	5%	265
MedTech as Assessor	0%	0	0%	1
EPA’s triggered by faculty	14%	2	12%	633

Chart 2: EPA Completion in under 14 days and expired EPAs. Comparison between PROGRAM X and all other programs (anonymized) between X-X dates).



EPA Assessment Trends in PROGRAM X – Comparison by Year

Chart 3: EPA Assessments completed, expired, or deleted in PROGRAM X, comparison between X – X, 2020 and X - X, 2021.

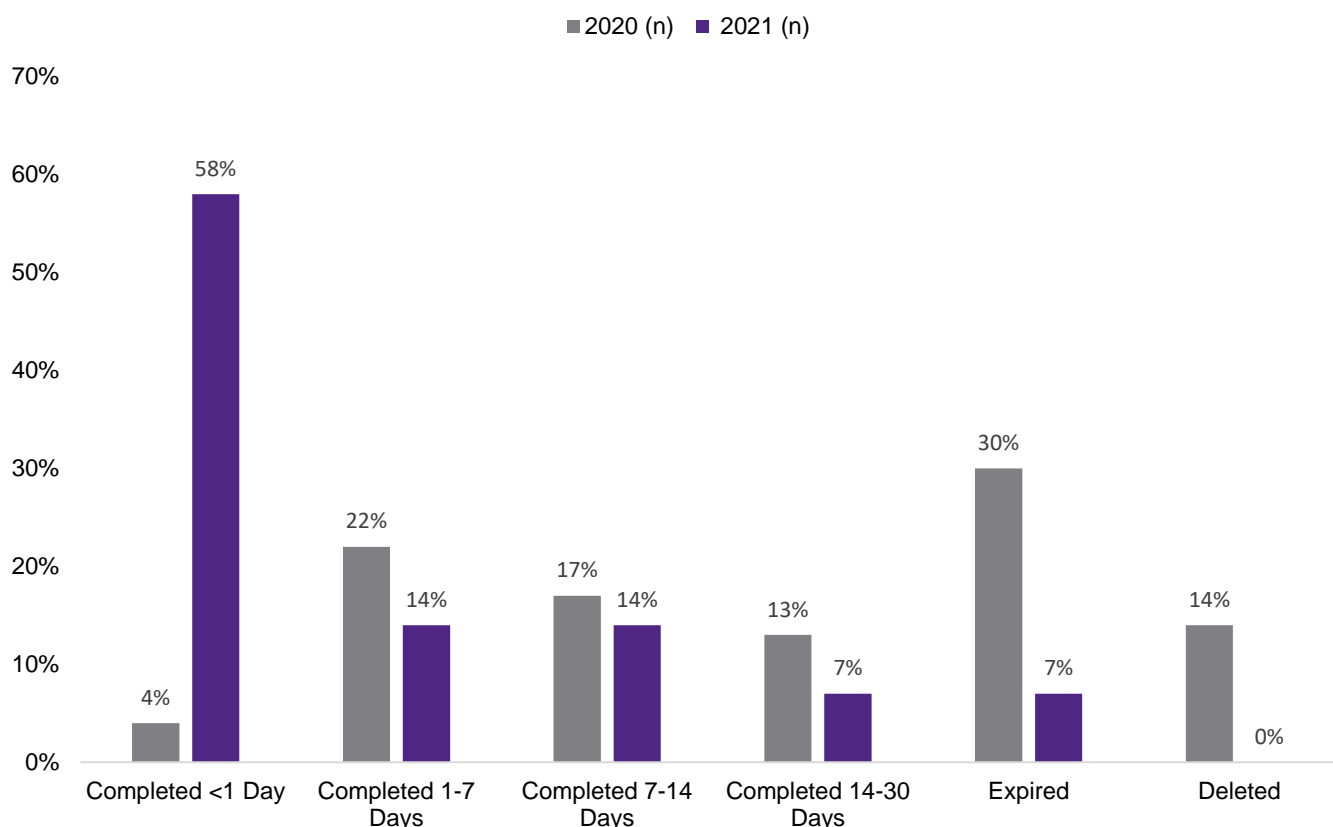


Table 3: Frequency of EPA assessment form completion, expiries, and deletions within PROGRAM X between X-X, 2020, and X-X, 2021.

	2020 (n)	2021 (n)
Completed <1 Day	1	8
Completed 1-7 Days	5	2
Completed 7-14 Days	4	2
Completed 14-30 Days	3	1
Completed > 30 Days	0	0
Total Completed	13	13
Expired	7	1
Deleted	3	0
Total EPA Assessment Forms	23	14

APPENDIX - Methodology:

- All EPA assessments identified as “in progress” or “pending” were removed.
- All EPA assessments coded as “expired” but were actually deleted with cause were recoded as “deleted”.
- “All programs” refers to residency programs that have implemented Competence by Design (CBD) as their form of CBME at Western.
 - Thus, Family Medicine is not included.
 - Anesthesiology is not included as their data are not yet available in Elentra.
- Data are linked to EPAs within a discipline/program, regardless of the department or division the assessors are from. *It is possible that some EPAs for this program were completed by faculty or residents in other departments.*