

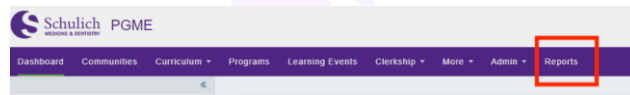
Elentra New Feature

Resident EPA Reports

Who: Residents

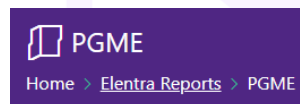
Why: The resident EPA report allows you to view detailed information on relevant EPAs in order to track progress.

How: Login to Elentra.
Click on the **Reports** option.



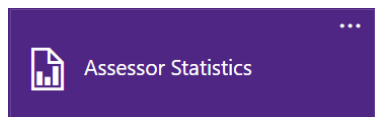
Enter your Western credentials.

Choose **Elentra Reports** → **PGME**. You will then have five different report options to choose from.

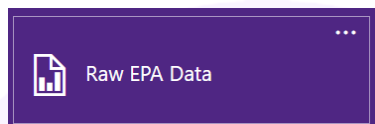


All reports can be filtered to fit your needs by adjusting the Reporting Menu Bar.

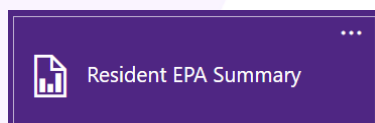
Assessor Type:	Resident	Program:	<Select a Value>	Assessor(s):		View Report
Selected Program Only:	No	Min Encounter Date:		Max Encounter Date:		



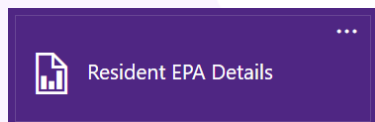
The **Assessor Statistics** report for residents shows data related to the assessments when the resident is the assessor. Types of information include # of EPAs requested, # of EPAs completed, etc.



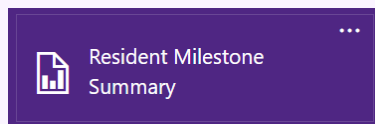
Raw EPA Data provides residents with information on all their relevant EPAs.



Resident EPA Summary provides residents with an overview of the EPAs and stages of discipline they have completed.



Resident EPA Details is an expansion of the Resident EPA Summary and provides further detailed information on EPAs completed within the various stages of discipline.



The **Resident Milestone Summary** provides an overview of each milestone a resident has achieved.



Postgraduate Medical Education
(PGME)



Contact: elentra.support@schulich.uwo.ca