

Quarterly EPA Report – PROGRAM X December 17, 2020

The below data is based on EPA assessment forms with **encounter dates between July 1, 2020, and November 30, 2020**, unless otherwise identified. “Encounter” is the date that the date of the observed clinical encounter. “Trigger date” is the date that EPA assessment was sent within Elentra*.

Please note that assessor reports are available in Elentra. Program Directors should be reviewing the reports to follow up with assessors who consistently have expiring EPAs.

Please see the Appendix for an overview of the methodology used to develop this report.

Fast Facts for Program X

95% of Program X EPA assessment forms were completed in under 14 days, compared to 81% across all programs (excluding deleted forms, n=12).

72% of completed Program X EPA assessments are completed in <1 day (compared to 53% across all programs).

0% of Program X EPA assessment forms expire, compared to 9% across all programs.

44% of Program X EPAs are triggered by faculty, compared to 9% across all programs.

*A modified linear regression analysis was run to compare the relationship between encounter to trigger dates and trigger to completion dates. There was no statistically significant relationship observed between these two variables at a 95% confidence interval.

How to Improve your Program’s Metrics:

- Review the Faculty Assessor Statistics Report in Elentra to determine any specific problem areas exist within your faculty (e.g., are *most* faculty struggling to complete EPAs in a timely manner, or is it a *few* faculty members acting as outliers who skew the data, etc.).
- Speak with faculty (either in person or through anonymous surveys) to determine difficulties associated with EPA completion. Please contact Andrea Good in PGME (andrea.good@schulich.uwo.ca) if you would like support with survey development. Surveys would also count towards [Standard 9](#) of the General Standards of Accreditation of Residency Programs.
- Your Department and Division Chair/Chief will also be provided with this report for faculty accountability purposes, and we recommend that you plan to discuss these with them.
- Ensure your program’s faculty know their Elentra PIN (See [PGME’s Elentra Assessment Basics Guide](#))
- Revisit your Ground Rules for EPA completion and ensure it is widely communicated to both faculty and residents for transparency purposes.
- Highlight and celebrate any faculty that have strong EPA completion rates.

EPA Assessment Trends in *Program X* – Quarter

Chart 1: EPA Assessments completed, expired or deleted between *Program X* and all programs (encounter dates between July 1 – November 30, 2020).

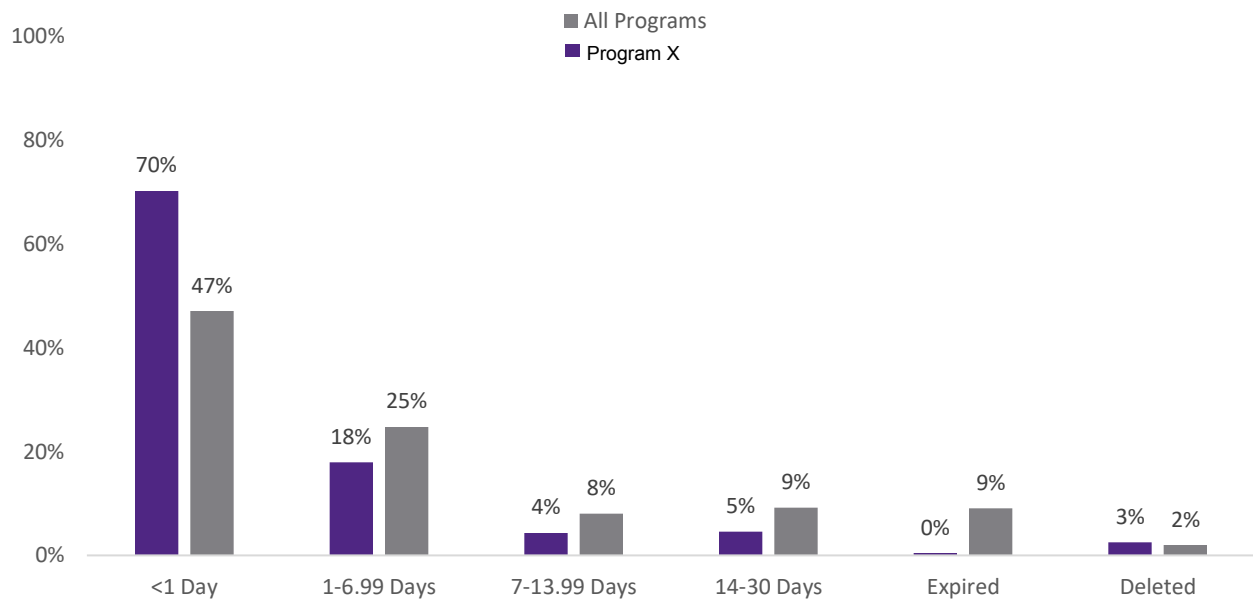


Table 1: Frequency of EPA assessment form completion and expiries between *Program X* and all programs (encounter dates between July 1 – November 30, 2020).

	Program X (%)	Program X (n)	All programs (%)	All programs (N)
Completed <1 Day	70%	337	47%	5369
Completed 1-6.99 Days	18%	86	25%	2826
Completed 7-13.99 Days	4%	21	8%	919
Completed 14-30 Days	5%	22	9%	1049
Completed >30 Days	0%	0	0%	9
Total Completed	97%	466	89%	10172
Expired	0%	2	9%	1051
Deleted	3%	12	2%	184
Total EPA Forms	100%	480	100%	11407
Completed by faculty assessors	96%	459	70%	7952
Completed by resident assessors	3%	16	28%	3147
Completed by “external” assessor	1%	5	3%	305
Completed by MedTech assessor	0%	0	0%	3
EPA’s triggered by faculty	44%	212	9%	1040

Comparison between Programs with Similar Assessors or Clinical Context (Program “Nest”)

Programs in nest include: Gastroenterology, Geriatric Medicine, General Internal Medicine, Internal Medicine, Medical Oncology, Nephrology, and Rheumatology.

Chart 2: EPA Assessments completed, expired or deleted between *Program X* and all nested programs (encounter dates between July 1 – November 30, 2020).

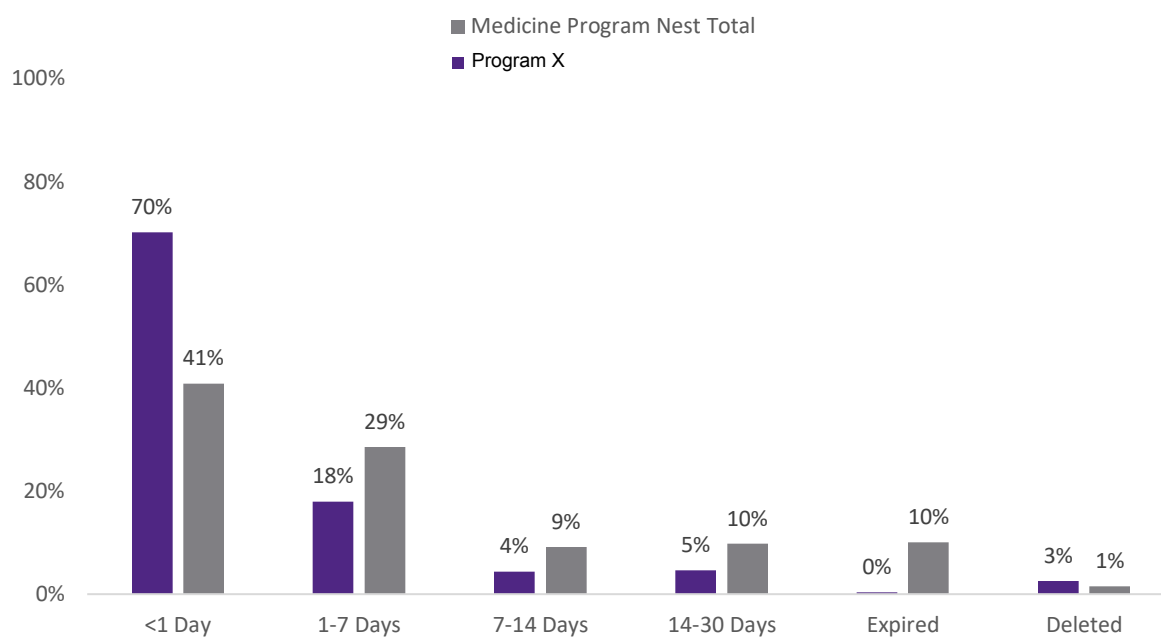


Table 2: Frequency of EPA assessment form completion and expiries between *Program X* and all nested programs (encounter dates between July 1 – November 30, 2020).

	Program X (n)	Program Nest (n)
Completed <1 Day	337	1802
Completed 1-6.99 Days	86	1260
Completed 7-13.99 Days	21	404
Completed 14-30 Days	22	431
Completed >30 Days	0	5
Total Completed	466	3902
Expired	2	446
Deleted	12	65
Total EPA Forms	480	4413

EPA Assessment Trends in *Program X* – 2019 vs. 2020

Chart 3: EPA Assessments completed, expired or deleted in *Program X*, comparison between July 1 – November 30, 2019 and July 1 – November 30, 2020.

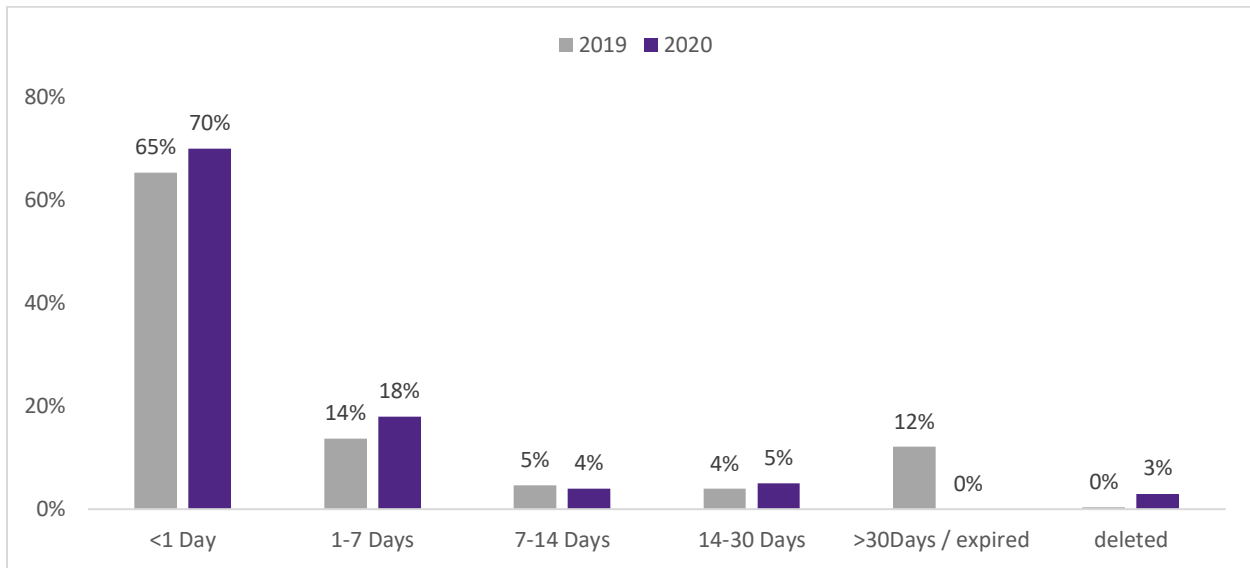


Table 3: Frequency of EPA assessment form completion, expiries, and deletions within *Program X* between July 1-November 30, 2019 and July 1-November 30, 2020.

	2019 (n)	2020 (n)
Completed <1 Day	200	337
Completed 1-7 Days	42	86
Completed 7-14 Days	14	21
Completed 14-30 Days	12	22
Completed >30 Days	15	0
Total Completed	283	466
Expired	22	2
Deleted	1	12
Total EPA Assessment Forms	306	480

APPENDIX

Methodology:

- All EPA assessments identified as “in progress” or “pending” were removed.
- All EPA assessments coded as “expired” but were actually deleted with cause were recoded as “deleted”.
- “All programs” refers to residency programs that have implemented Competence by Design (CBD) as their form of CBME at Western.
 - Thus, Family Medicine is not included.
 - Anesthesiology and Otolaryngology are not included as their data are not yet available in Elentra.
- Data are linked to EPAs within a discipline/program, regardless of the department or division the assessors are from. *It is possible that some EPAs for this program were completed by faculty or residents in other departments.*